



TEXAS TECH UNIVERSITY  
HEALTH SCIENCES CENTER™  
EL PASO



# Standardized Patient Program

Deida Sanchez Vasquez, BS



# Standardized Patients (SP)

The use of individuals who are trained to portray the roles of patients, family members or others to allow students to practice physical exam skills, history taking skills, communication skills and other exercises in a controlled and safe environment.



## Selection of SPs:

- Individuals are carefully selected by obtaining a pool of various age groups, genders, races to fit varying medical cases
- Can not be currently employed by TTUHSC (no part-time students, part-time employees, or full-time employees can work as SPs (HSC OP 70.18))
- Individuals are hired as part-time employee (non-exempt) employee
- ASPE-Association of Standardized Patient Educators



# SP Preparation

## **SP Preparation for a Case**

- Cases are sent out two weeks prior to an event. SPs are expected to learn the details of their cases.
- SPs should bring a copy of the case with them to training or IPADs are lent out during this time.
- SPs should arrive promptly and be familiar with the chief complaint, opening statement(s), case details and all scripted responses.
- Training generally starts with a brief description of how the character is envisioned followed by a read through of the case.
- After the read through, trainers will give SPs the opportunity to role play the case.
- Considerations that influence the amount and type of training include the complexity of the case, the experience level of the SP, and the purpose of the event.

## **In addition to the training activities described above other activities may include:**

- Video review of the case
- specialized training to complete a history and/or physical exam checklist
- Training, instruction, and practice with verbal and/or written feedback
- Other training procedures as required by the nature of the event.



# During an interaction with a student the SP may:

- Present a case history in response to questioning by the student
- Go through a limited physical examination at the student's direction
- Assist students in developing their communication and clinical skills
- Aid in developing skills learned in medical skills courses
- Assist students in working through difficult emotional situations in a safe environment



# SP Guidelines and Expectations

- SP's are employed on a part-time/hourly basis (this status does not allow for benefits)
- The SP's are selected for events using a combination of criteria
- Confidentiality is of utmost importance to the Center for ATACS; on-site and off-site
- Quality of the SP performance is a priority at the center
- All training is provided by the faculty/trainer(s) at the center
- SP's are trained to portray a patient case, to assess/document student performance, to provide individualized feedback on interpersonal skills and professionalism, as well as patient satisfaction
- Standardized Patients assess a learner using a checklist that is based on behaviors that they observe the learners accomplish during an encounter



# Quality Assurance

## Quality Assurance

- The quality of the SP performance is a priority at the Center. Quality assurance will be maintained using several methods:
- Direct observation during training
- Direct observation during sessions
- Video review
- Feedback will be provided to the SP as soon as possible. If, at any time, an SP feels he or she is in need of a review or if the SP has questions or concerns with the simulation, the SP should speak to the trainers as soon as possible.





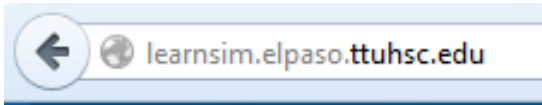
## Job Description:

SP will be responsible to appear for training of clinical presentation of symptoms and diseases, and then to portray the role of a sick patient to a medical student in a standardized manner, so that many students meeting the same SP will get the same experience of disease portrayal. The SP will also be responsible to learn and reproduce the pertinent information for every scenario in a standardized manner, and to evaluate the student with a checklist after each encounter. The SP will be responsible to learn the SP-part of the Learning Space software and use it in student evaluation. SP will also be responsible to re-stock the consumable materials in each patient exam training room after each student contact, and check the availability of equipment and equipment parts in their assigned training.



## Login in

1. Type in the address <https://learnsim.elpaso.ttuhsoc.edu/>



2. From the Login type buttons click on "Faculty & Staff"



WARNING! USE OF THIS SYSTEM IS RESTRICTED TO AUTHORIZED USERS ONLY AND SHALL BE USED IN ACCORDANCE WITH THE ACCEPTABLE USE POLICY. THIS SYSTEM MAY BE SUBJECT TO MONITORING BY THE INFORMATION TECHNOLOGY DIVISION. UNAUTHORIZED ACCESS IS A VIOLATION OF APPLICABLE TTUHSOC, STATE, AND FEDERAL LAWS AND REGULATIONS AND WILL BE SUBJECT TO CRIMINAL PROSECUTION.

## Welcome

Texas Tech University Health Sciences  
Center El Paso

SP   **Faculty & Staff**   Learner

Name

Password

Login

## Faculty & Staff Report Usage

Learner/Faculty-Staff/SP visits the internet based software link.

[Learnsim.elpaso.ttuhsoc.edu](https://learnsim.elpaso.ttuhsoc.edu)

Depending on the user, you should click on the appropriate box.




1. Start typing name (Last Name, First Name), this will populate a dropdown, select your name


Welcome

---

Texas Tech University Health Sciences  
Center El Paso

SP Faculty & Staff Learner

Name 

   
**Smith, Jane**

Login

*About CAE LearningSpace*


2. Type in password

Welcome

---

Texas Tech University Health Sciences  
Center El Paso

SP Faculty & Staff Learner

Smith, Jane 

Login

*About CAE LearningSpace*

Depending on who is going to login, you will select the box and enter your credentials. By typing a few letters of your name and depending on the commonality of it, your name should be the first to be selected. Once completed you are prompted for a password.

All users and passwords are created by either creating each one at a time for small amounts or by creating an Excel sheet in the proper form and creating a batch of new users.

Once users are created and organized as needed, each user must have a role assigned to them to be able to utilize the tools created by learnsim.



### Price List

Service	Price – Texas Tech Customers	Price – non-Texas Tech customers
Use of exam room and video-equipment, without standardized patient	\$40 per hour	\$50 per hour
Use of standardized patient for assessment only	\$30 per hour	\$45 per hour
Use of standardized patient for case encounter	\$35 per hour	\$45 per hour



TEXAS TECH UNIVERSITY  
HEALTH SCIENCES CENTER™  
EL PASO

Thank You!