

Thank you for your interest in Foster School of Medicine.

Please scan the barcode with your phone's camera to get direct access to our website.



Or go to

https://applynow.texas-tech.edu/CE_HSCEPMED/Account/Login

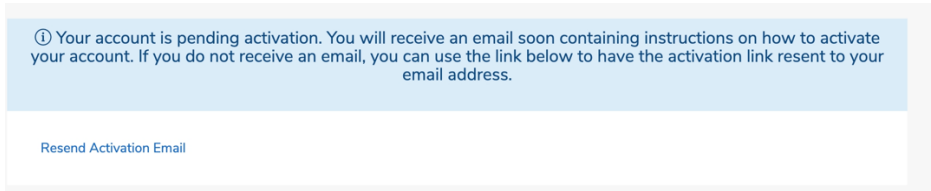
A screenshot of the 'Sign In' page on the application website. The page has a red header with navigation links: SIGN IN, CREATE ACCOUNT, APPLICATION DEADLINES, APPLY ONLINE, and EVENTS. The main content area is white and contains a 'Sign In' form. The form includes an 'Email' input field, a 'Password' input field with a 'HIDE' button, a 'Remember Me' checkbox, and a checkbox for 'Are you signed in from a public computer?'. A blue 'Sign In' button is at the bottom of the form. A link for 'Forgot your password?' is also present. At the bottom of the page, the address 'Texas Tech University Health Sciences Center El Paso | 5001 El Paso Drive | El Paso, TX 79905' is displayed.

- Click create account and fill out information.
- For Academic interest please select the event you are interested in. Example you would select the Reapplicant Workshop.
- And enter the appropriate term for the event.

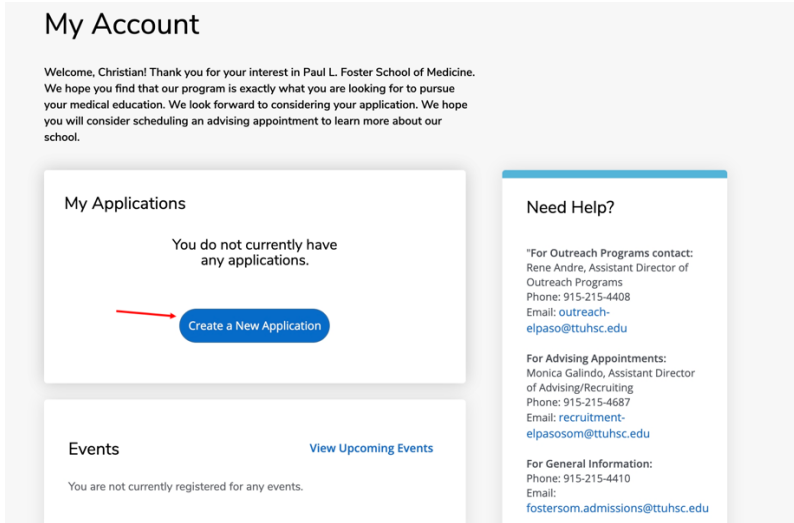
Academic Interest *

Entry Term *

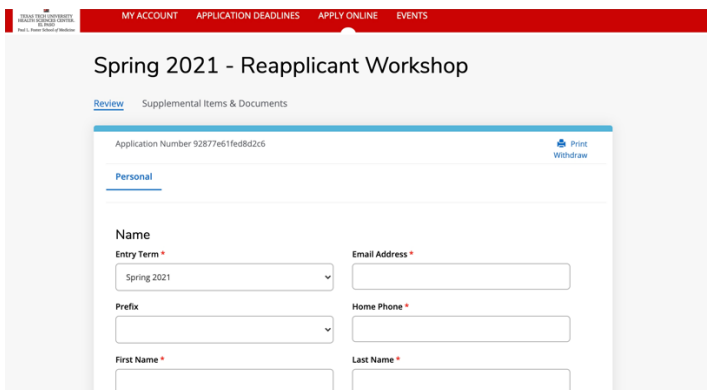
- After completing your account, you will need to check your email to activate your account.



- After verifying you will have immediate access to our events going on and future events.



- To sign up for an event click create an application.
- You will have the option to select the area you are interested in. If you are in K-8th grade you will select outreach programs, if you are in college please select the college programs.



Complete the application and submit. Please note some events do have a fee and you will be directed to payment site.