

FACT BOOK 2025



FOREWORD

The Office of Institutional Research and Effectiveness (OIRE) is pleased to present the Texas Tech University Health Sciences Center El Paso (TTUHSC El Paso) Fact Book 2025. This annually-produced book is intended to be a useful source of data and information about TTUHSC El Paso, and reflects much of the data OIRE collects on behalf of the institution throughout the year. The Fact Book includes the most current data available for either an academic year or fiscal year, as well as historical facts and institutional milestones.

Most of the information included in the Fact Book reflects data reported by OIRE to state and federal agencies (i.e. Texas Higher Education Coordinating Board, US Department of Education Integrated Post-Secondary Education Data System) in order to comply with annual institutional reporting requirements. While the collection, analyses, and presentation of data contained within this edition have mainly been carried out by OIRE, other TTUHSC El Paso departments made contributions to this annual publication and are cited within the document. For a complete list of contributors and reviewers, please refer to the section on acknowledgments.

We hope that you find the TTUHSC El Paso Fact Book useful and informative, and we encourage your comments and suggestions for future editions.

Any questions concerning the material presented in this book should be directed to:

The Office of Institutional Research and Effectiveness
Texas Tech University Health Sciences Center El Paso
5001 El Paso Drive
El Paso, TX 79905
oire_elp@ttuhsc.edu

For more information, please visit our website: <https://elpaso.ttuhsc.edu/oire/>



Table of Contents

Institution Overview

FOREWORD [2](#)
 Table of Contents..... [3](#)
 Mission Statement [9](#)
 TTUHSC El Paso Values [10](#)
 Accreditation Statement [12](#)
 History [13](#)
 TTUHSC El Paso Timeline 1969-1976..... [15](#)
 TTUHSC El Paso Timeline 1978-2003..... [16](#)
 TTUHSC El Paso Timeline 2006-2014..... [17](#)
 TTUHSC El Paso Timeline 2016-2018..... [18](#)
 TTUHSC El Paso Timeline 2019-2020..... [19](#)
 TTUHSC El Paso Timeline 2021-2023..... [20](#)
 TTUHSC El Paso Timeline 2024-2025..... [21](#)

Schools and Programs

Table of Programs..... [23](#)
 Gayle Greve Hunt School of Nursing History [25](#)
 L. Frederick Francis Graduate School of Biomedical Sciences History..... [28](#)
 Paul L. Foster School of Medicine History [31](#)
 Woody L. Hunt School of Dental Medicine History [34](#)

Resources

Libraries of the Health Sciences at El Paso [37](#)
 Information Technology Overview [39](#)
 IT Cybersecurity Office, Technology Services, Project Management Office and Network Operations..... [40](#)
 Datacenter Operations [41](#)

Governance and Organization

Governance [43](#)

Table of Contents

Organizational Chart TTUHSC El Paso..... [45](#)

TTUHSC El Paso Quick Facts

TTUHSC El Paso Total Enrollment Quick Facts, Fall 2025..... [47](#)

TTUHSC El Paso Total Enrollment By School Quick Facts, Fall 2025..... [48](#)

TTUHSC El Paso Incoming Enrollment Quick Facts, Fall 2025..... [49](#)

TTUHSC El Paso Incoming Enrollment By School Quick Facts, Fall 2025 [50](#)

TTUHSC El Paso Graduation Quick Facts [51](#)

TTUHSC El Paso Graduation by School Quick Facts [52](#)

TTUHSC El Paso GGHSON Graduates Quick Facts..... [53](#)

TTUHSC El Paso FGSBS Graduates Quick Facts [54](#)

TTUHSC El Paso PLFSOM Graduates Quick Facts..... [55](#)

TTUHSC El Paso Medical Residents by Specialty Quick Facts [56](#)

TTUHSC El Paso Personnel Quick Facts..... [57](#)

TTUHSC El Paso Staff Quick Facts [58](#)

TTUHSC El Paso Faculty Quick Facts [59](#)

TTUHSC El Paso Finance Operating Budget Quick Facts..... [60](#)

TTUHSC El Paso Finance Quick Facts [61](#)

TTUHSC El Paso Finance, Fiscal Year 2025 [61](#)

Texas Tech University Health Sciences Center El Paso
Enrollment

TTUHSC El Paso Total Enrollment by School, Fall 2009-2025 [63](#)

TTUHSC El Paso Total Enrollment by School, Fall 2009-2025 [64](#)

TTUHSC El Paso Total Enrollment by Race/Ethnicity [65](#)

TTUHSC El Paso Total Enrollment by Gender..... [66](#)

TTUHSC El Paso Total Enrollment by Age Group..... [67](#)

TTUHSC El Paso Total Enrollment by Student Level..... [68](#)

TTUHSC El Paso Total Enrollment by Residency Status..... [69](#)

TTUHSC El Paso Students: Texas Residency Status by County^a, Fall 2025..... [70](#)

Table of Contents

Gayle Greve Hunt School of Nursing
Enrollment

GGHSON Incoming Enrollment, Fall Terms [72](#)
GGHSON Enrollment by Program/Program Track, Fall 2015-2024 [73](#)
GGHSON Total Enrollment by Race/Ethnicity [74](#)
GGHSON Total Enrollment by Gender [75](#)
GGHSON Total Enrollment by Age Group [76](#)
GGHSON Total Enrollment by Residency Status [77](#)

L. Frederick Francis Graduate School of Biomedical Sciences
Enrollment

FGSBS Incoming Enrollment, Fall Terms [79](#)
FGSBS Enrollment, Fall 2020-2025 [80](#)
FGSBS Total Enrollment by Race/Ethnicity [81](#)
FGSBS Total Enrollment by Gender [82](#)
FGSBS Total Enrollment by Age Group [83](#)
FGSBS Total Enrollment by Residency Status [84](#)

Paul L. Foster School of Medicine
Enrollment

PLFSOM Incoming Enrollment, Fall Terms [86](#)
PLFSOM Enrollment by Student Classification, Fall 2009-2024 [87](#)
PLFSOM Total Enrollment by Race/Ethnicity [88](#)
PLFSOM Total Enrollment by Gender [89](#)
PLFSOM Total Enrollment by Age Group [90](#)
PLFSOM Total Enrollment by Residency Status [91](#)

Table of Contents

Woody L. Hunt School of Dental Medicine
Enrollment

WLHSDM Incoming Enrollment, Fall Terms [93](#)
 WLHSDM Enrollment by Student Classification, Fall 2021-2025 [94](#)
 WLHSDM Total Enrollment by Race/Ethnicity, Fall 2024 [95](#)
 WLHSDM Total Enrollment by Gender [96](#)
 WLHSDM Total Enrollment by Age Group [97](#)
 WLHSDM Total Enrollment by Residency Status [98](#)

Graduates

TTUHSC El Paso Graduates, 2012-2025 [100](#)
 TTUHSC El Paso Graduates by Race/Ethnicity [101](#)
 TTUHSC El Paso Graduates by Gender, AY 2024-25 [102](#)

Licensure Pass Rates

GGHSON Licensure Pass Rates, 2020-2024 [103](#)
 PLFSOM Licensure Pass Rate, 2019-2024 [104](#)

PLFSOM Residency Match

PLFSOM Graduates by In-State Residency Match and Primary Care Specialty, AY 2024-25 [105](#)
 PLFSOM Graduates by Residency Match State, AY 2024-25 [106](#)
 PLFSOM Graduates by Residency Match Texas County, AY 2024-25 [107](#)

Graduation Rates

TTUHSC El Paso Graduation Rates, 2020-2025 [108](#)
 TTUHSC El Paso Graduation Rates By School, 2020-2025 [109](#)

Retention Rates

TTUHSC El Paso Retention Rates By School, 2020-2025 [110](#)

Table of Contents

TTUHSC El Paso Retention Rates By School, 2020-2025 [111](#)

Student Financial Aid

Student Financial Aid Status by Aid Year, 2020-2025 [113](#)

Financial Aid Awarded, 2020-2025 [114](#)

Medical Residents

TTUHSC El Paso Medical Residents by Specialty, Fall 2021-2025 [116](#)

TTUHSC El Paso Medical Residents, Fall 2021-2025 [117](#)

TTUHSC El Paso Medical Residents by Primary Care and Specialty, Fall 2025 [118](#)

TTUHSC El Paso Total Medical Residents by Race/Ethnicity, 2025 [119](#)

TTUHSC El Paso Total Medical Residents by Gender [120](#)

TTUHSC El Paso Total Medical Residents by Age Group [121](#)

Personnel
(Staff and Faculty)

TTUHSC El Paso Personnel, Fall 2021-2025 [123](#)

TTUHSC El Paso Personnel by Type and Race/Ethnicity, Fall 2025 [124](#)

TTUHSC El Paso Personnel by Type and Gender, Fall 2025 [125](#)

TTUHSC El Paso Personnel by Type and Full-Time/Part-Time Status, Fall 2025 [126](#)

Volunteers

TTUHSC El Paso Volunteers by Personnel Type, Fall 2021-2025 [127](#)

Finance

Operating Budget, Fiscal Years 2022-2026 [129](#)

Operating Budget by Division and Source of Funds, Fiscal Year 2026 [130](#)

Operating Budget by Division and Budget by Source of Funds, Fiscal Year 2026 [131](#)

Revenues, Fiscal Years 2021-2025 [132](#)

Endowments, Fiscal Years 2021-2025 [133](#)

Expenditures and Net Transfers, Fiscal Years 2021-2025	134
Medical Practice Income Plan	
Medical Practice Income Plan (MPIP), 2021-2025	135
Research	
Research Awards, Fiscal Years 2021-2025	137
Research Expenditures, Fiscal Years 2021-2025	138
Research Expenditures, Fiscal Years 2021-2025	139
Outreach and Engagement	
Outreach and Engagement, Fiscal Years 2021-2025.....	140
Library	
Library Inventory, Fall 2021-2025	142
Campus Space	
Owned Space, Fall 2025	143
Leased Space, Fall 2025.....	144
Campus Map	145
Campus Map Key.....	146
Acknowledgements	
Acknowledgments.....	147
Glossary	
Glossary.....	149

Mission Statement

The mission of Texas Tech University Health Sciences Center at El Paso is to improve the lives of people in our State and our community by focusing on the unique health care needs of socially and culturally diverse border populations through excellence in integrated education, research, and patient care.



TTUHSC El Paso Values

Service: Serve our community

- Provide excellent education, research, and patient care.
- Create positive experiences through a culture of “yes”.
- Partner with our community to improve healthcare.

Respect: Demonstrate high regard for self and others.

- Treat others as we would like to be treated.
- Be aware of how our actions impact others.
- Communicate in a courteous, kind, and respectful manner.
- Assume good intentions.
- Listen first to understand.

Accountability: Be responsible for decisions, actions, and impact.

- Acknowledge and learn from both successes and failures.
- Promote responsible management of resources.
- Be a dependable team member and leader.
- Hold ourselves and each other accountable by accepting and giving constructive feedback.
- Respond rather than react.

TTUHSC El Paso Values

Integrity: Be ethical and trustworthy in every situation.

- Honor commitments.
- Lead by example.
- Be honest in purpose, interactions, and expectations.
- Comply with laws, rules, and regulations.

Advancement: Improve the institution through creativity and discovery.

- Seek opportunities for growth, partnership, and improvement.
- Promote innovation and a culture of positive change and creativity.
- Demonstrate and Inspire commitment to lifelong learning and personal development.

Teamwork: Include diverse perspective to achieve our mission.

- Empower and energize one another to create positive growth.
- Promote a culture of diversity and inclusivity.
- Foster a fun and healthy environment that encourages team spirit.
- Recognize and celebrate contributions and achievements.
- Collaborate across disciplines and professions as one team.

Accreditation Statement

Texas Tech University Health Sciences Center El Paso is accredited by the Southern Association of Colleges and Schools Commission on Colleges (SACSCOC) to award baccalaureate, masters, and doctoral degrees. Texas Tech University Health Sciences Center El Paso also may offer credentials such as certificates and diplomas at approved degree levels. Questions about the accreditation of Texas Tech University Health Sciences Center El Paso may be directed in writing to the Southern Association of Colleges and Schools Commission on Colleges at 1866 Southern Lane, Decatur, GA 30033-4097, by calling (404) 679-4500, or by using information available on SACSCOC's website (www.sacscoc.org).



History



The history of Texas Tech University Health Sciences Center El Paso (TTUHSC El Paso) began more than 40 years ago when it was founded as a regional campus of the Texas Tech University School of Medicine. The 61st Texas Legislature authorized the Texas Tech University School of Medicine in May 1969 as a multi-campus institution with its administrative center in Lubbock, Texas and regional campuses in Amarillo, El Paso, and the Permian Basin region. In 1979, the original charter was expanded, transforming the School of Medicine into the Texas Tech University Health Sciences Center. This allowed for the establishment of the School of Nursing (1979), the School of Health Professions (1981), the School of Pharmacy (1993), and the Graduate School of Biomedical Sciences (1994).

In 2009, the Paul L. Foster School of Medicine (PLFSOM) and in 2011, the Gayle Greve Hunt School of Nursing (GGHSON) were established on the regional El Paso campus to offer Doctor of Medicine (MD) and Bachelor of Science in Nursing (BSN) degree programs, ultimately leading to the formation of TTUHSC El Paso. In May 2013, Texas Governor Rick Perry signed Senate Bill 120, which established TTUHSC El Paso as the fourth independent university of the Texas Tech University System. On July 1, 2014, Richard Lange, M.D., M.B.A., assumed his role as founding president of TTUHSC El Paso and as dean of the Paul L. Foster School of Medicine. TTUHSC El Paso received its first direct appropriations by action of the 84th State of Texas Legislature for fiscal years 2016 and 2017.

In August 2014, the Texas Higher Education Coordinating Board (THECB) officially acknowledged the creation of the L. Frederick Francis Graduate School of Biomedical Sciences (FGSBS), and in January 2016 approved the Master of Science (MS) degree in Biomedical Sciences. In April 2017 the THECB approved the addition of a Master of Science in Nursing (MSN) degree to the program offerings in the GGHSON. In August 2018, the Texas Tech University System Board of Regents authorized the process to establish the Woody L. Hunt School of Dental Medicine (WLHSDM), and in October 2019 the THECB approved the Doctor of Dental Medicine (DMD) degree program to be offered by the WLHSDM, making the DMD the fifth degree program in TTUHSC El Paso's Program Inventory.

History

TTUHSC El Paso's primary goals include the provision of quality education and the development of academic research, patient care, and community service programs to meet the health care needs of El Paso, West Texas, and the U.S.-Mexico border region. These regions are historically underserved by health professionals due to a number of factors; geographic isolation, language barriers, and high poverty rates have all contributed. Some residents live in what are known as *colonias* – small unincorporated townships that often lack basic public utilities such as water, electricity, sewer systems, and paved roads. Moreover, demographic shifts in West Texas and across U.S.-Mexico border populations, along with the socioeconomic and epidemiologic characteristics of the region's population, have created major demands for health care services. TTUHSC El Paso aims to address these demands by providing excellence in undergraduate and graduate health-related professional education, and by ensuring graduates become the culturally competent and compassionate health care professionals needed in the border region.

TTUHSC El Paso strives to achieve a diverse student population by recruitment of underrepresented students, students of various age groups, and students with diverse socioeconomic, academic, and life experiences. This includes recruitment of applicants from West Texas, El Paso, and regional rural and border communities. Understanding that students are more likely to service their home regions upon graduation, TTUHSC El Paso seeks to train qualified students from these areas in order to ensure long-term quality healthcare in local and regional communities.



TTUHSC El Paso Timeline 1969-1976

1970s

- 1969** Texas Tech University School of Medicine (TTUSOM) is created by the 61st Texas Legislature as a multi-campus institution with Lubbock, Texas as the administrative center.
The legislative enactment directs that clinical training sites in Regional Academic Health Centers be established in Amarillo, the Permian Basin, and El Paso.
- 1972** Texas Tech University System (TTU System) Regent Judson Williams makes a motion to establish El Paso as a regional academic health center for the TTUSOM. Named the El Paso Academic Health Center, it is known now as Texas Tech University Health Sciences Center El Paso (TTUHSC El Paso).
- 1973** First affiliation agreements are developed with R.E. Thomason General Hospital (now University Medical Center [UMC]) and Hotel Dieu Hospital and Medical Center.
- 1974** Twelve physicians transfer from R.E. Thomason General Hospital (UMC) to the faculty roster of the El Paso Academic Health Center.
Ariel Rodriguez, M.D., is named first Associate Dean for the El Paso Academic Health Center.
- 1975** The first residency program under the aegis of TTUSOM is started in family medicine. This program is an addition to existing residency programs (obstetrics/gynecology, pediatrics, internal medicine) at R.E. Thomason General Hospital.
The first third year medical students arrive at the El Paso Academic Health Center.
- 1976** Residency programs are strengthened in joining with William Beaumont Army Medical Center. This provides significant assistance to the R.E. Thomason General Hospital (UMC) and TTUSOM training programs.
Affiliation agreements are established with a wide range of El Paso community facilities to be used as training centers for students and residents.
Construction begins for the Regional Academic Health Center Building at 4800 Alberta on land donated by the El Paso County Hospital District - R.E. Thomason General Hospital (UMC).
H. Robert Misenhimer, M.D., is named Acting Associate Dean of the El Paso Academic Health Center.

TTUHSC El Paso Timeline 1978-2003

1970s
cont.

1978 Seventy residency positions are authorized in nine residency programs.

1979 The Lubbock-based TTUSOM becomes the Texas Tech University Health Sciences Center (TTUHSC).

1980 William H. Scragg, M.D., is named Acting Associate Dean of the El Paso Academic Health Center.

1980s

1981 Robert L. Tuttle, M.D., is named Associate Dean of the El Paso Academic Health Center and Assistant to the President for Health Affairs.

Construction of the Regional Academic Health Center Building at 4800 Alberta is completed, providing 67,000 square feet of space for faculty, students, and residents.

1984 Area Health Education Center (AHEC) opens to develop health profession education coordination across West Texas.

Donald Kettlekamp, M.D., is named Associate Dean of the El Paso Academic Health Center and Assistant to the Vice President for Health Affairs.

1990s

1988 Joseph Brown III, M.D., is named Associate Dean and Assistant to the Vice President and Provost.

1991 The Texas Higher Education Coordinating Board (THECB) approves cooperative Master of Science in Nursing certified Nurse-Midwifery education program between the University of Texas at El Paso (UTEP) and TTUHSC, the first in the State of Texas.

1993 Texas increases the number of first-year entering medical students at TTUHSC from 100 to 120. All 20 additional students are destined to El Paso for third and fourth-year clinical training.

1994 Gary W. Welch, M.D., is named Regional Dean of the El Paso Academic Health Center.

1997 Jose Manuel de la Rosa, M.D., is named Regional Dean of the El Paso Academic Health Center.

1998 TTUHSC celebrates 25 years of presence in the El Paso community.

2000s

2003 Texas Legislature authorizes the establishment of a four-year medical school in El Paso.

TTUHSC El Paso Timeline 2006-2014

2000s
cont.

- 2006** Ceremonies are held for the openings of the Medical Sciences Building and the Medical Education Building.
- 2007** The patient clinics of TTUHSC El Paso integrate to become the Texas Tech Physicians (TTP) of El Paso. The Paul L. Foster School of Medicine (PLFSOM) is officially named and established.
- 2008** Jose Manuel de la Rosa, M.D., is appointed as Founding Dean of the PLFSOM. TTUHSC Anita Thigpen Perry School of Nursing expands to El Paso. Josefina Lujan, Ph.D., R.N., is named Regional Dean of the Perry School of Nursing in El Paso.

2010s

- 2009** First class of medical students is seated at the PLFSOM.
- 2011** The Texas Higher Education Coordinating Board (THECB) approves establishment of a freestanding school of nursing in El Paso.

The Gayle Greve Hunt School of Nursing (GGHSON) officially opens in El Paso and seats its first class of nursing students.
- 2012** Jeanne Novotny, Ph.D., R.N., is appointed Dean of the GGHSON. The TTUHSC L. Frederick Francis Graduate School of Biomedical Sciences (FGSBS) opens a regional branch in El Paso with seven students.
- 2013** Texas Governor Rick Perry signs Senate Bill 120, establishing TTUHSC El Paso as the fourth independent university in the Texas Tech University System (TTU System).

Tedd Mitchell, M.D., President of TTUHSC is named Interim President of TTUHSC El Paso. TTUHSC El Paso celebrates 40 years of Texas Tech presence in the El Paso community.
- 2014** Richard Lange, M.D., M.B.A., assumes role as Founding President of TTUHSC El Paso and Dean of the PLFSOM.

TTUHSC El Paso Timeline 2016-2018

2010s
cont.

A ribbon cutting ceremony is held for the GGHSO building.

The THECB officially acknowledged the creation of the FGSBS. The FGSBS in El Paso becomes the third freestanding school on the TTUHSC El Paso campus.

2016 The L. Frederick Francis Graduate School of Biomedical Sciences (FGSBS) Masters of Science Program and Post Baccalaureate Certificate in Biomedical Sciences are approved by the Texas Higher Education Coordinating Board (THECB).

The THECB granted preliminary authority to plan the Doctor of Dental Medicine (DMD) degree program. Dr. Rajkumar Lakshmanaswamy, Ph.D., is appointed Dean of the FGSBS.

2017 A Master of Science in Nursing (MSN) program is approved by the THECB.

The Paul L. Foster School of Medicine (PLFSOM) Continuing Medical Education (CME) program is granted full accreditation with commendation by the Accreditation Council for Continuing Medical Education (ACCME).

The Gayle Greve Hunt School of Nursing (GGHSO) baccalaureate degree program in nursing is granted accreditation by the Commission on Collegiate Nursing Education (CCNE).

2018 Dr. Paul E. Ogden, M.D., is appointed Provost and Vice President of Academic Affairs.

Dr. Stephanie Woods, Ph.D., R.N., is appointed Dean of the GGHSO.

Dr. Richard C. Black, D.D.S., is appointed Dean for the WLHSDM.

First class of Master of Science in Nursing (MSN) students is seated at the GGHSO.

The Texas Tech University System (TTU System) Board of Regents authorized the process to establish the WLHSDM, and the Doctor of Dental Medicine (DMD) degree program.

The PLFSOM medical education program is granted continuation of full accreditation by the Liaison Committee on Medical Education.

TTUHSC El Paso Timeline 2019-2020

	<p>Texas Tech University Health Sciences Center El Paso (TTUHSC El Paso) is granted initial accreditation with commendation by the Southern Association of Colleges and Schools Commission on Colleges (SACSCOC).</p>
	<p>2019 The TTUHSC El Paso PLFSOM celebrates its 10th anniversary year.</p> <p>The GGHSON holds its first White Coat Ceremony. TTUHSC El Paso is the only university in El Paso to hold white coat ceremonies for its students.</p>
<p>2020</p>	<p>TTUHSC El Paso becomes the official health care provider for El Paso’s professional soccer team, the El Paso Locomotives FC.</p> <p>2020 On January 30, the Woody L. Hunt School of Dental Medicine (WLHSDM) received initial accreditation of its Doctor of Dental Medicine degree program from the Commission on Dental Accreditation (CODA). Following approval of the doctoral program from the Texas Higher Education Coordinating Board, and approval from the Southern Association of Colleges and Schools Commission on Colleges, this was the final accreditation necessary to open the school in July 2021.</p> <p>On March 3, TTUHSC El Paso officials announce that the university raised more than \$775,000 for medical student scholarships as part of its campaign celebrating the Paul L. Foster School of Medicine's (PLFSOM) 10-year anniversary.</p> <p>For the first time in its history, TTUHSC El Paso holds a series of virtual commencement ceremonies for its schools due to the COVID-19 pandemic. Ceremonies for all three schools were broadcast live in May via the university's Facebook page.</p> <p>TTUHSC El Paso officials break ground on the Texas Tech Dental Oral Health Clinic on July 28. As part of the groundbreaking ceremony, High Desert Oral and Facial Surgery announces a \$70,000 gift to the clinic, which serves residents of the Paso del Norte region at a reduced cost and provides improved access to oral health care.</p>

TTUHSC El Paso Timeline 2021-2023

In October, TTUHSC El Paso is awarded a \$2,997,739 federal grant from the U.S. Department of Education as part of the agency's Title V Hispanic-Serving Institutions Program. The Title V Puentes Hacia El Exito (Bridges Toward Success) program aims to increase the number of Bachelor of Science in nursing graduates to address critical nursing shortages in the Paso del Norte region.

In late December, after nearly a year of the COVID-19 pandemic, TTUHSC El Paso receives its first shipment of Moderna's COVID-19 vaccine and begins vaccinating health care professionals at Texas Tech Physicians of El Paso and others throughout the city.

2021 On June 22, TTUHSC El Paso hosts a ribbon cutting ceremony to celebrate the completion of construction of the Texas Tech Dental Oral Health Clinic.

On July 6, the Woody L. Hunt School of Dental Medicine (WLHSDM) seats its inaugural class of 40 students, making history in the Paso del Norte region.

TTUHSC El Paso hosts the official grand opening of Medical Sciences Building II on Sept. 8. The building is home to the WLHSDM and more than doubles the university's research capacity.

On September 15, TTUHSC El Paso kicks off the 10-year anniversary of the Gayle Greve Hunt School of Nursing (GGHSON) with a welcome back barbecue attended by hundreds on campus.

TTUHSC El Paso President and Dean of the Paul L. Foster School of Medicine (PLFSOM) Richard Lange, M.D., M.B.A., is named El Pasoan of the Year by local publisher, El Paso Inc.

2022 On Feb. 24, local philanthropists and community leaders, Rick and Ginger Francis, announced a transformational \$10 million gift, endowing TTUHSC El Paso's graduate school, now named the L. Frederick Francis Graduate School of Biomedical Sciences. Their generous gift marked a historic moment for TTUHSC El Paso, making it the only institution in the Texas Tech University System to have endowed each of its schools.

2023 The Texas Legislature appropriates \$65 million for cancer center planning and construction, responding to community needs where patients travel 250 to 750 miles for comprehensive cancer care.

TTUHSC El Paso Timeline 2024-2025

2025

- The Fox family commits \$25 million to the cancer center, motivated by the burden of cancer treatment that requires extensive travel away from family support systems.
- 2024** El Paso County voters approve a \$396.6 million bond for University Medical Center, allocating \$30 million to the Fox Cancer Center.
- The Paso del Norte Health Foundation awards \$5 million to recruit cancer specialists, addressing the gap in specialized oncology care in West Texas.
- 2025** Eric M. Rohren, M.D., Ph.D., is appointed as the Rick and Ginger Francis Endowed Dean of the Foster School of Medicine.
- The Texas Legislature appropriates an additional \$65 million for cancer center construction.
- On September 17, groundbreaking occurs for the Fox Cancer Center, a 350,000-square-foot facility designed to serve 1,100 cancer patients annually.
- The Hunt Family Foundation commits \$5 million to establish the Hunt Medical Oncology Clinic within the cancer center.



Schools and Programs

Table of Programs

Degree/Certificate Program by School	CIP^a Code
Gayle Greve Hunt School of Nursing	
Bachelor of Science in Nursing	51.3801.00
Master of Science in Nursing	51.3802.00
L. Frederick Francis Graduate School of Biomedical Sciences	
Master of Science in Biomedical Sciences	26.0102.00
Post-Baccalaureate Certificate in Biomedical Sciences	26.0102.00
Paul L. Foster School of Medicine	
Doctor of Medicine	51.1201.00
Woody L. Hunt School of Dental Medicine	
Doctor of Dental Medicine	51.0401.00
Certificate in Community Health	51.2208.00

^a CIP = Classification of Institutional Programs



Gayle Greve Hunt School of Nursing

Gayle Greve Hunt School of Nursing History



The Gayle Greve Hunt School of Nursing (GGHSON) was established to address a longstanding shortage of nurses in the medically underserved U.S. Mexico border region of El Paso, Texas. The school is committed to preparing students for successful nursing careers and meeting the challenges of today's complex health care environment through state-of-the-art nursing education enriched by an environment of interdisciplinary teamwork.

(TBON). The Commission on Collegiate Nursing Education (CCNE) acted in April 2013 to grant accreditation to the baccalaureate degree program, effective September 2012 and extending to June 2018. In September of 2017 the GGHSON obtained a ten-year accreditation until 2027.

The GGHSON currently offers two baccalaureate program tracks and one master's level program:

Accelerated Bachelor of Science in Nursing (ABSN): The ABSN track is 16 months in length and is designed as a face-to-face program that combines the independence of online learning with educational clinical experiences in major hospitals and relevant clinical and public health agencies. In addition, students have the opportunity for learning experiences in a state-of-the-art simulation center. The program is ideal for students who desire a baccalaureate nursing degree with or without a degree in another area of study.

Registered Nurse to Baccalaureate Science in Nursing (RN-BSN): RN-BSN track is designed to accommodate the working registered nurse and can be completed in as few as three consecutive semesters of full-time study or more if attending part-time. The 30-hour program is conducted fully online with the course work divided into parts-of-term that last eight weeks in Fall and Spring and six weeks in Summer. In

Gayle Greve Hunt School of Nursing History

May of 2018, the Commission on Collegiate Nursing Education (CCNE) granted a 10-year accreditation to the bachelors in nursing degree program, effective Fall 2017 to Fall 2027.

Master of Science in Nursing (MSN): In April 2017, the THECB approved the Master of Science in Nursing (MSN) program. The MSN program, with a focus in leadership, matriculated its first cohort in 2018. The MSN program is 33 semester-credit-hour track completed in six consecutive semesters. This program prepares the professional nurse with leadership and business concepts necessary for administrative



L. Frederick Francis Graduate School of Biomedical Sciences

L. Frederick Francis Graduate School of Biomedical Sciences History



The Texas Tech University Health Sciences Center El Paso (TTUHSC El Paso) L. Frederick Francis Graduate School of Biomedical Sciences (FGSBS) provides a learning environment where students and faculty make important research discoveries and contributions to the field of biomedical science. From cancer research with plant extracts to genetic manipulation, the FGSBS is highly focused on meeting the health challenges of today through active research and world-class education. The faculty and students of the FGSBS explore research in a variety of fields: cancer, HIV, diabetes, West Nile virus, influenza, movement disorders, and psychiatric disorders just to name a few.

The FGSBS opened its doors as an expansion of the TTUHSC Graduate School of Biomedical Sciences in Lubbock, TX and seated its first class of master's students at the El Paso Regional FGSBS campus in the fall of 2013. In August 2014, the Texas Higher Education Coordinating Board (THECB) officially acknowledged the creation of a freestanding, independent FGSBS at TTUHSC El Paso. In January 2016, the THECB approved the addition of the Master of Science (M.S.) in Biomedical Sciences to the TTUHSC El Paso degree program inventory.

The FGSBS currently offers the following programs:

Master of Science in Biomedical Sciences: The M.S. in Biomedical Sciences is a two-year program structured around a core curriculum in biomedical sciences that provides foundational coursework in the areas of biochemistry, cell biology, genetics, laboratory methodology, and biomedical research. Beyond providing the necessary coursework, the program emphasizes providing superior and competitive training environments in diverse state-of-the-art research laboratories for students engaged in a mentored research project. Along with research experience, students have the opportunity to take elective courses during their second year that explore specialized topics, recent advances, and current literature within the biomedical sciences field. Instruction in these areas is provided by expert researchers and educators affiliated with both the FGSBS and the Paul L. Foster School of Medicine (PLFSOM).

L. Frederick Francis Graduate School of Biomedical Sciences History

Post-Baccalaureate Certificate Program: The Post-Baccalaureate Certificate is designed to meet the supplemental post-baccalaureate educational needs of professionals and of individuals with earned bachelor degrees who are in need of additional coursework for graduate school admission. The post-baccalaureate certificate program is a one-year program with a biomedical studies core curriculum. Post-Baccalaureate students must fulfill all the requirements for admission either to the TTUHSC El Paso's PLFSOM or the Woody L. Hunt School of Dental Medicine (WLHSDM). Depending whether the graduate is applying to medical school or dental school, the post-baccalaureate certificate program guarantees a one-time interview either to the TTUHSC El Paso's PLFSOM or the WLHSDM.



Paul L. Foster School of Medicine

Paul L. Foster School of Medicine History



The Paul L. Foster School of Medicine (PLFSOM) was established by the Texas Legislature in May 2007. The Liaison Committee on Medical Education (LCME) conferred preliminary accreditation status in February 2008, and the first class was seated in July 2009. In February 2013, the LCME granted full accreditation to the medical degree program through spring 2018. In November 2013, the Texas Higher Education Coordinating Board (THECB) granted approval to add the Doctor of Medicine (M.D.) degree to the Texas Tech University Health Sciences Center El Paso (TTUHSC El Paso) program inventory. The LCME granted full accreditation to the PLFSOM again in June 2018 extending through academic year 2025-26.

The PLFSOM is a leader in educational innovation. The school's curriculum is highly integrated in clinical studies from day one. This structure provides the clinical context and motivation for learning, as well as a natural framework for highly coordinated and synergistic instruction in medical skills, medical

Spanish, the various domains of public health, introductory diagnostic reasoning, ethics and professionalism. In addition, the PLFSOM is one of the few medical schools in the U.S. requiring a fully integrated, pre-clerkship, medical Spanish course. This requirement not only reflects the needs of the region but the changing demographics throughout the U.S.

In year three, the clerkship curriculum is based on a blended longitudinal integrated clerkship model organized in two blocks. Block 1 (Mind and Medicine) includes concentrations in internal medicine, family medicine, psychiatry, and neurology. Block 2 (OPSEF) includes concentrations in obstetrics/gynecology, surgery, and pediatrics. In addition, longitudinal clinical experiences in Family Medicine and Emergency Medicine span across the entire year. This organization facilitates the inclusion and emphasis of integrated learning experiences across disciplines. The fourth and final year of the medical school curriculum includes two required one-month experiences: a sub-internship selective and critical care medicine, as well as a two-week "boot camp" designed to optimize a student's transition to residency. Also, fourth-year students complete one four-week elective in research or the basic sciences in addition to 18 weeks of general electives, selecting from a large and diverse array of two and four-week offerings.

In addition to the formal curricular elements described above, all PLFSOM students must design, implement, and publicly present the outcomes of a faculty-mentored independent scholarly research project. This requirement is supported by the school's Scholarly Activity and Research Program (SARP).

Paul L. Foster School of Medicine History

The PLFSOM currently offers the following programs:

Doctor of Medicine (M.D.): The Doctor of Medicine degree program at PLFSOM can be completed in four years and is composed of 151 credit hours.

Doctor of Medicine/Masters in Public Health (M.D./M.P.H.): The PLFSOM also offers students the option to participate in a MD-MPH dual degree program (offered in collaboration with UTHealth School of Public Health).

Doctor of Medicine/Masters in Business Administration (M.D./M.B.A.): The PLFSOM offers the option to participate in a MD-MBA dual degree program (offered in collaboration with TTU and the Jerry S. Rawls College of Business).

Distinction Programs:

Distinction in Anatomy

Distinction in Research and Scholarship



Woody L. Hunt School of Dental Medicine

Woody L. Hunt School of Dental Medicine History



In October of 2019, the Woody L. Hunt School of Dental Medicine (WLHSDM) was established by the Texas Legislature to address the shortage of dentists in West Texas and the borderlands. The Commission on Dental Accreditation (CODA) conferred preliminary accreditation status in February of 2020, and the first class was seated in July 2021. In October, 2019, the Texas Higher Education Coordinating Board (THECB) granted approval to add the Doctor of Dental Medicine (D.M.D.) degree to the Texas Tech University Health Sciences Center El Paso (TTUHSC El Paso) program inventory. The program was also granted substantive change in October, 2019 from the Southern Association of Colleges and Schools Commission on Colleges (SACSCOC). In July of 2020, the THECB also approved a Community Health Certificate (C.H.C.) award for graduating students of the D.M.D. program. An additional site visit has occurred in March of 2023, with continued preliminary accreditation status.

The WLHSDM is an innovative leader in dental education. The school's curriculum is highly integrated between biomedical and clinical studies from day one. This structure provides a framework for clinical application of theoretical material. Early application of biomedical information with clinical skills promotes the motivation for learning, builds diagnostic reasoning workflows, and practices application of public health, conversational, medical, and dental Spanish, ethics and professionalism concepts. The first two years emphasize learning of core concepts in all fields with direct application in the clinical environment and public health venues to address the needs of the community and demographics. Year three and four provides clinical immersion experiences, community rotations, along with an individual research project and practice management coursework.

WLHSDM is one of the first United States dental schools to provide this depth of integration and application through symptom-based and case-based learning, while utilizing early reinforcement via clinical experience. System and discipline-based iteration provides thoughtful repetition to assure understanding. A strong effort is made to provide dentistry through early and digital workflows whenever possible, preparing for the evolution of dentistry in the future.

Each student completes a practicum experience, an individual scholarly activity project, and a case report by graduation. Electives are available within the summer of the third year and the final three semesters of the curriculum for tailored learning experiences. Early completion of clinical experiences and competency assessments allows further individualized education plans to be utilized.

Woody L. Hunt School of Dental Medicine History

The WLHSDM currently offers the following degree program:

Doctor of Dental Medicine (D.M.D.): The Doctor of Dental Medicine degree program at WLHSDM can be completed in four years and is composed of 175 credit hours. There is an option for four additional single credit hours for any elective taken in four semesters. Completion of this program also confers a Community Health Certificate to each graduate.



Resources

Libraries of the Health Sciences at El Paso

Texas Tech University Health Sciences Center El Paso (TTUHSC El Paso) is home to two libraries: the Doris F. Eisenberg Library in the MEB building and the MSBII Library. The libraries' print collections are housed in a remote off-campus warehouse, while their extensive electronic resources are accessible remotely with eRaider verification. TTUHSC El Paso Libraries also serve as one of the resource libraries within the Network of the National Library of Medicine's South-Central Region.

At TTUHSC El Paso, the libraries collaborate with the schools to support the curricular, research, and clinical information needs of students, faculty, residents, and staff in the Paul L. Foster School of Medicine (PLFSOM), the Gayle Greve Hunt School of Nursing (GGHSON), the L. Frederick Francis Graduate School of Biomedical Sciences (FGSBS), and the Woody L. Hunt School of Dental Medicine (WLHSDM). In addition, the libraries provide content and services to the health care community of West Texas and the U.S.–Mexico border region.

The libraries are open to the campus community 24/7 and to the public during staffed hours. The MSBII Library's service desk is open Monday to Friday and it is staffed 54 hours per week and is open evenings from Tuesday to Thursday. The Doris F. Eisenberg Library's service desk is open every day of the week, and it staffed 90.5 hours per week, including evenings from Monday to Thursday and on the weekends.

Both library locations have a computer lab and printers. Additional library services include: soundproof booths, schedulable study rooms, designated quiet rooms, print reference/reserve collections, MetroNap Pods, a book delivery service for the libraries' remotely stored physical collection, a document delivery service, interlibrary loan services, reference/instructional services, printing services (black and white, color, poster, and 3D), and a conference room reservation system.

TTUHSC El Paso Libraries currently employ 13 qualified, full-time employees, including professional librarians certified by the Association of Health Information Professionals (AHIP). In addition, an electronic virtual librarian chat system assists in the delivery of services to distance education students. Information Professionals teach orientations, elective classes, and provide instruction on evidence-base medicine searches. They also provide tailored and sophisticated information services to all members of the university community in person and through telephone, email, live chat and texting to ensure the timely delivery of requested information.

Combined, the TTUHSC El Paso Libraries' catalog contains: 35,906 physical items; 65,607 purchased electronic books (eBooks); 836,785 electronic documents (purchased annually in database packages) 33,566 purchased electronic journal title subscriptions; 13,513,103 open access digital objects; 59 electronic databases (i.e. Scopus, Web of Science, ClinicalKey, CINAHL, etc.); 2 Point-of-Care resources (UpToDate and DynaMed Plus); and medical exam question banks. Registration and mobile phone application installation instructions for the libraries' mobile resources are available on the libraries' website.

Libraries of the Health Sciences at El Paso

Through consortia memberships in regional, national and international library organizations and service networks, the TTUHSC El Paso Libraries are able to obtain resources, which the institution does not own. New campus community members will need to sign-up for an Illiad interlibrary loan service account in order to access and request materials owned by other libraries.

Information Technology Overview

Texas Tech University Health Sciences Center El Paso (TTUHSC El Paso) uses a wide range of information systems technologies to support its academic, clinical, research, and service missions. The services provided by the Information Technology (IT) department have enabled the institution to establish an integrated network that connects all TTUHSC El Paso schools and clinics together as a system, while extending the institution's outreach to communities in need. The department is comprised of the Office of the Chief Information Officer (CIO), Network Operations, Datacenter Operations, Technology Services, Information Technology Cybersecurity Office, and Project Management Office. These areas provide the institution with technology enabled services in the areas of Personal Computer (PC) support, server administration, data center operations, networking, programming support, data management, systems management, video teleconferencing, project management, and web service support. Services include the following:

- Providing and supporting a wide area data network that supports all schools, research, administrative buildings, and outlying clinics.
- Providing and supporting network infrastructure and connectivity among all locations.
- Providing first-level technical support to the institution through a ticketing system, by phone, or in-person as well as repair and replacement of both hardware and software.
- Providing access to computer-based training on software programs and other technologies for students, faculty, residents and staff.
- Providing and supporting institutional data file storage and printing services;
- Providing and supporting an institutional messaging and collaboration systems.
- Supporting an institutional unified communications system;
- Providing essential backup services of institutional data.
- Providing physical and virtual hosting and support, maintenance, and backup of enterprise and departmental servers.
- Protecting the institution's electronic data from internal and external threats.
- Providing appropriate project management guidelines for all institutional information resource projects.
- Providing and supporting Internet connectivity, and remote Virtual Private Networking (VPN) with multi-factor authentication.
- Providing Wi-Fi services for end-users, patients and visitors across campus and at all remote sites.
- Providing, designing, and supporting web and other application development for academic and clinical information.
- Providing video teleconferencing networks and services for distance learning, telemedicine, and other institutional applications.
- Providing and operating an enterprise resource reservation system for the management and scheduling of multiple-use video teleconferencing facilities.
- Providing a digital signage system for the display of information of interest to the institution, such as news, announcements, special events, and emergency notifications.
- Providing governance and oversight of institutional IT projects.
- Providing guidance, oversight and review procurement for technology purchases.

IT Cybersecurity Office, Technology Services, Project Management Office and Network Operations

IT Cybersecurity Office

Technology infrastructure and systems require a high level of security to protect sensitive and confidential information. The IT Cybersecurity Office ensures that security measures and best practices are followed to provide confidentiality, integrity, and availability for critical and confidential information. Training, software, hardware, and staff support provide the critical components necessary for the security of institutional information assets.

Technology Services

The Technology Services team is dedicated to implement, train, design and support clinical, academics and Institutional software for both in-house and third-party applications. Technology Services is comprised of the following IT support teams:

- Clinical Information Systems - clinical support, EMR, PAC's and other clinical related applications,
- Academic Technology support - support of software applications to all schools,
- Institutional Software support services, in-house development and software integrations
- Software Applications Support - software development, vendor application support, database, integration,
- Hunt Dental School and Clinical support, EMR, MiPACS and other related applications
- PC Support Services - all campus devices inclusive of computer labs, instructor workstations,
- Classroom Technology support services - Webex, Zoom, and other conferencing related applications

The Technology Services team works closely with department heads building alignment between IT and their technology needs.

Project Management Office

The IT Project Management Office facilitates the progress of each phase of project implementation –reporting progress, issues, and trends to the Chief Information Officer – and ensures compliance with applicable project management methodologies, processes and standards. Project management policies and procedures are reviewed and updated at least once a year. This ensures continuous process improvement and verification of compliance with institutional, state and federal legislation and mandates.

Network and Datacenter Operations

Network Operations

The existing network infrastructure provides fast, reliable and redundant connection to all buildings. The Wide Area Network consists of dedicated data circuits to TTU, TTUHSC, and all remote site locations.

The backbone infrastructure is supported by two internet service providers that connect to the network at two different entry points. These connections provide necessary redundancy for a fully reliable campus internet connection.

Data connectivity is provided for students in labs, classrooms, study areas, student centers, and libraries. Faculty, staff, and students can count on a reliable wireless network that is distributed throughout the campus as well as remote sites. Remote access services to internal resources are offered to students, faculty, and staff. Campus visitors have the capability of connecting to the internet.

Datacenter Operations

Information Technology (IT) operates two datacenters on the TTUHSC El Paso campus. Both datacenters provide our physicians, students, staff and researchers with secure and efficient infrastructure, ie: Servers, backup services, Single Sign On authentication, storage and virtual desktops applications. Each datacenter is monitored by IT division 24x7, multifactor access security, video surveillance, immutable backups, physical security and redundant cooling and uninterruptible power supplies (UPS) capacity. Datacenter Operations also supports Infrastructure components on the Microsoft M365 ecosystem, including Entra ID and Exchange Online (Email).



TTUHSC El Paso Governance and Organization

Governance

The Texas Tech University (TTU) System, of which Texas Tech University Health Sciences Center El Paso (TTUHSC El Paso) is a component institution, is governed by the TTU System Board of Regents. Board members are appointed by the Governor of Texas, with the advice and consent of the State Senate. Board members hold office for staggered terms of six years, with the terms of three members expiring every January 31 of odd-numbered years. A non-voting student regent is also appointed by the governor for a one-year term from June 1 to May 31.

The ten-member Board of Regents of the TTU System is vested with the final authority for the operation of TTUHSC El Paso. The president of TTUHSC El Paso reports to the Chancellor, who is the Chief Executive Officer of the TTU System. The Chancellor and President are responsible to the TTU System Board of Regents, which sets overall policy for the TTU System, TTU, Texas Tech University Health Sciences Center, TTUHSC El Paso, and Angelo State University. The current members of the TTU System Board of Regents, as of January 2025, are:

TTU System Board of Regents Current Members

Regent	Term Ends	Hometown
Arcilia Acosta	Jan. 31, 2027	Dallas
Cody Campbell (Chairman)	Jan. 31, 2027	Forth Worth
Pat Gordon	Jan. 31, 2027	El Paso
Clay Cash	Jan. 31, 2029	Lubbock
Tim Culp	Jan. 31, 2029	Midland
Shelley Sweatt	Jan. 31, 2029	Wichita Falls
Doug McReaken	Jan. 31, 2031	Pearland
Don Sinclair	Jan. 31, 2031	Houston
Dustin R. Womble (Vice Chairman)	Jan. 31, 2031	Lubbock
Eli Heath (Student Regent)	May 31, 2026	Flower Mound

Source: <https://www.texastech.edu/board-of-regents/>.

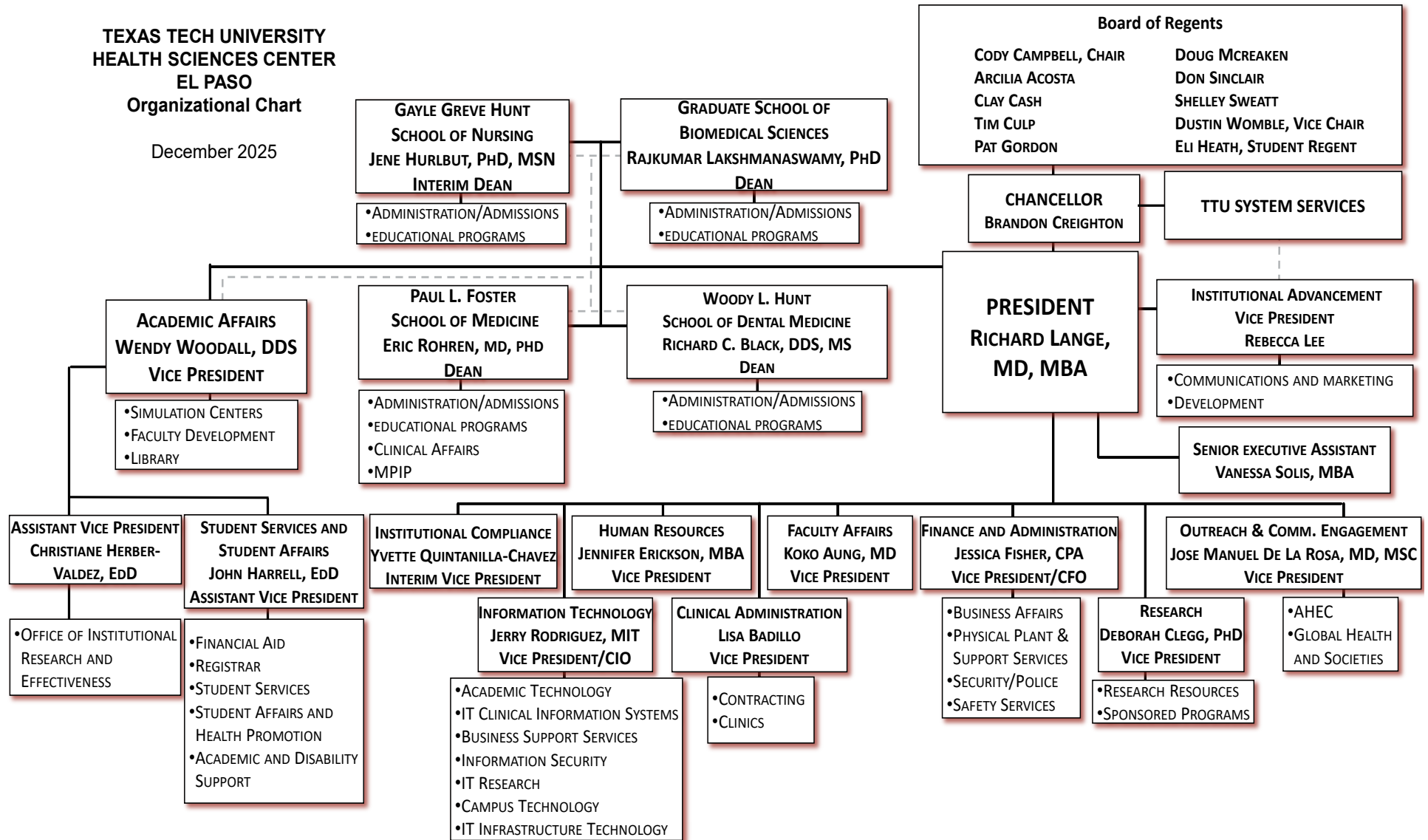
Governance

The Deans of the Paul L. Foster School of Medicine, Gayle Greve Hunt School of Nursing, and Graduate School of Biomedical Sciences report to the President, who is Chief Executive Officer of TTUHSC El Paso.

In that role, each Dean is fully responsible for the conduct and maintenance of quality academic and clinical programs, as well as related educational experiences and activities. This allows each school to establish and operate effective undergraduate, graduate, professional, residency, outreach, and continuing education programs that train and support professionals in medicine, nursing, and the biomedical sciences.

For a depiction of TTUHSC El Paso's administration and organizational structure, please refer to the TTUHSC El Paso Organizational Chart on the following page.

Organizational Chart TTUHSC El Paso



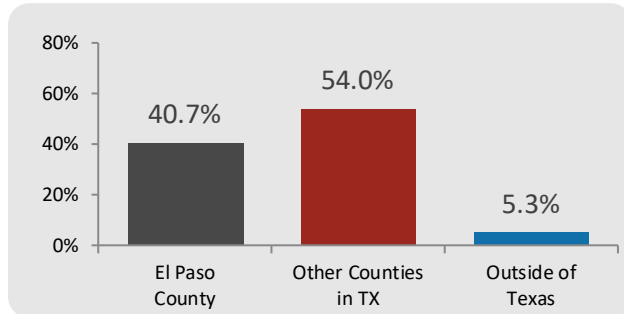
TTUHSC El Paso Quick Facts



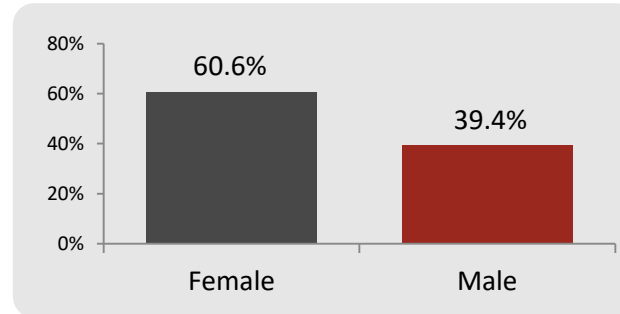
TTUHSC El Paso Total Enrollment Quick Facts, Fall 2025

TTUHSC El Paso
Total Enrollment, Fall 2025 **1,061** **Full-Time Equivalent** **1,053**

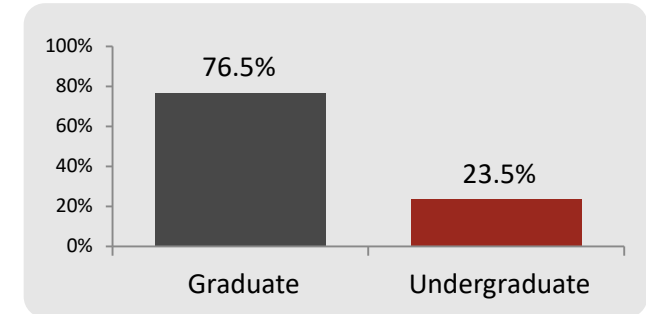
Total Enrollment by Residency Status, Fall 2025



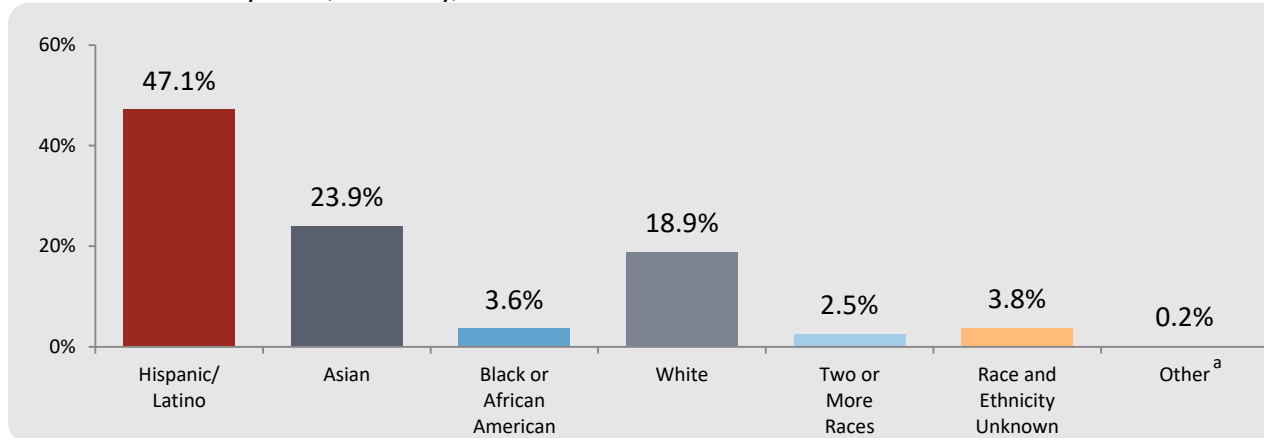
Total Enrollment by Gender, Fall 2025



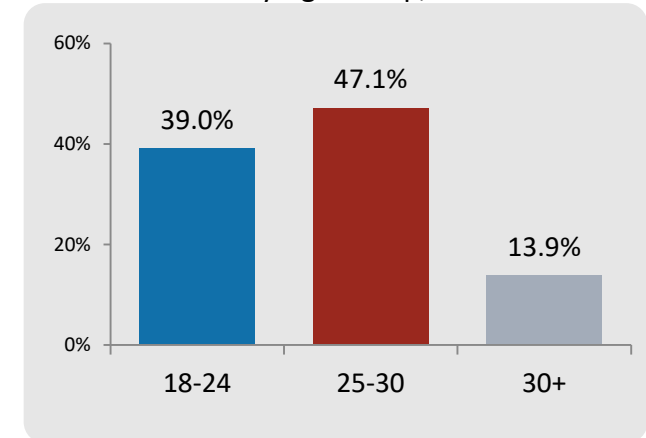
Total Enrollment by Student Level, Fall 2025



Total Enrollment by Race/Ethnicity, Fall 2025



Total Enrollment by Age Group, Fall 2025

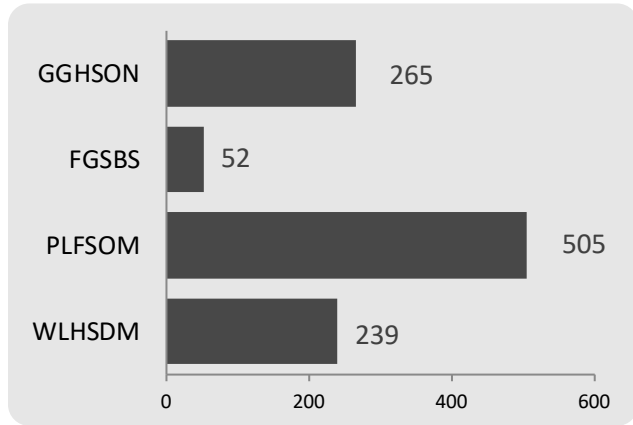


Source: Integrated Postsecondary Education Data System (IPEDS) Enrollment Survey, Fall 2025.

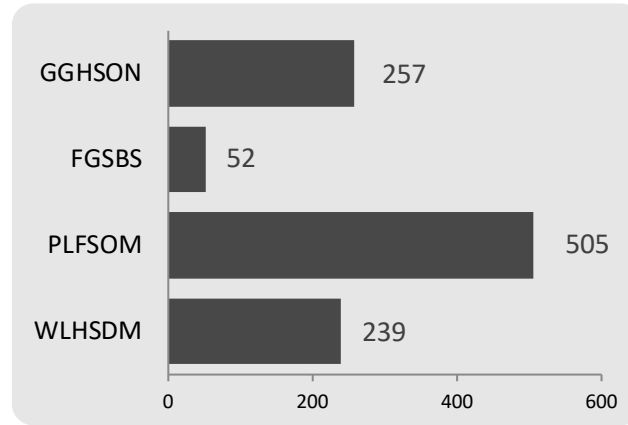
^a "Other" consists of race/ethnicity categories with counts lower than five.

TTUHSC El Paso Total Enrollment By School Quick Facts, Fall 2025

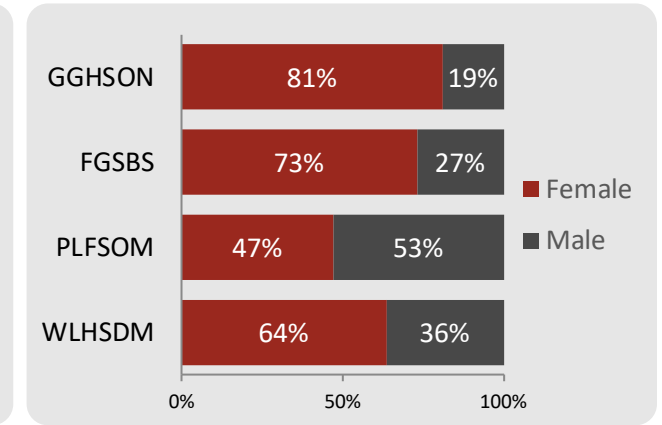
Total Enrollment by School, Fall 2025



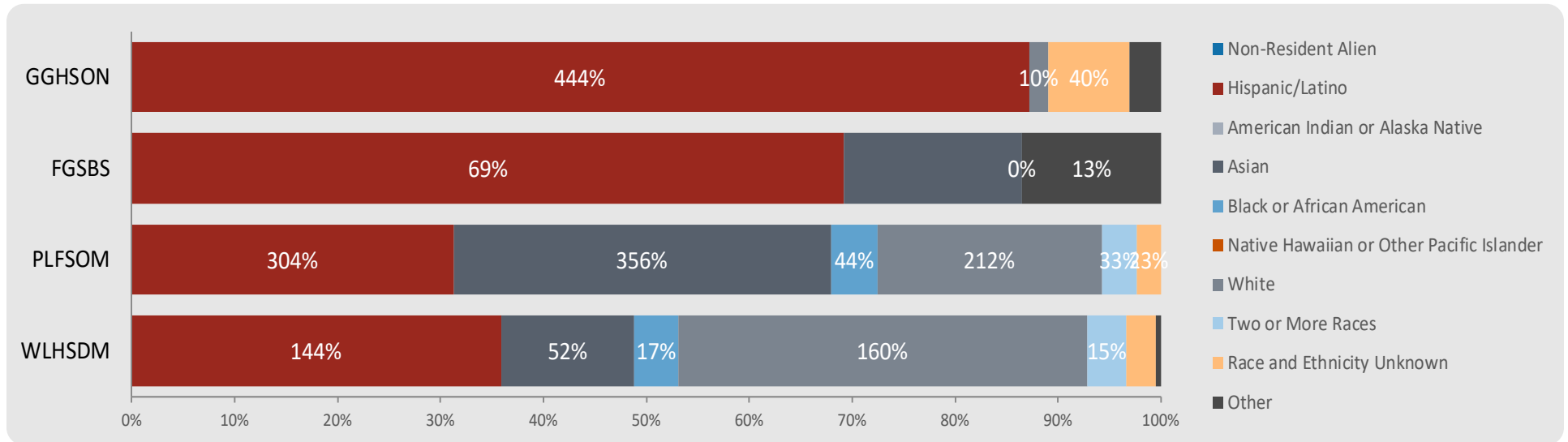
Total FTE by School, Fall 2025



Total Enrollment by Gender and School, Fall 2025



TTUHSC El Paso Enrollment by Race/Ethnicity and School, Fall 2025



Source: THECB CBM001 Report, Fall 2009-2017; IPEDS Enrollment Survey, Fall 2019-2025.
 "Other" consists of race/ethnicity categories with counts lower than five.

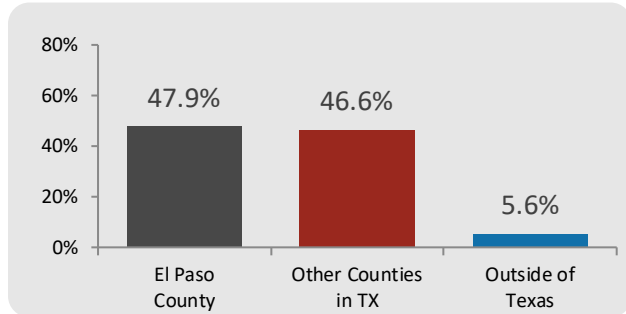
TTUHSC El Paso Incoming Enrollment Quick Facts, Fall 2025

TTUHSC El Paso
Incoming Enrollment, Fall 2025

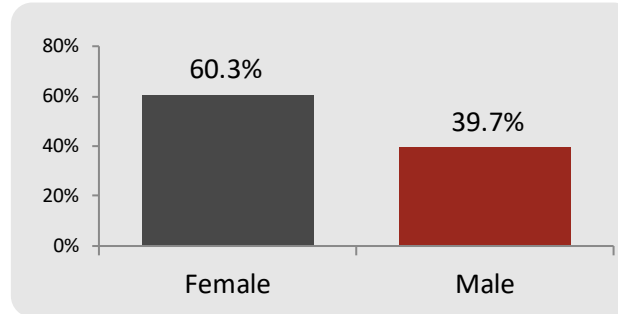
305

Full-Time
Equivalent
304

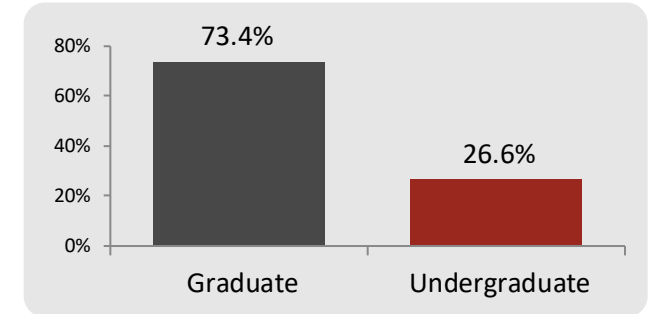
Incoming Enrollment by Residency Status, Fall 2025



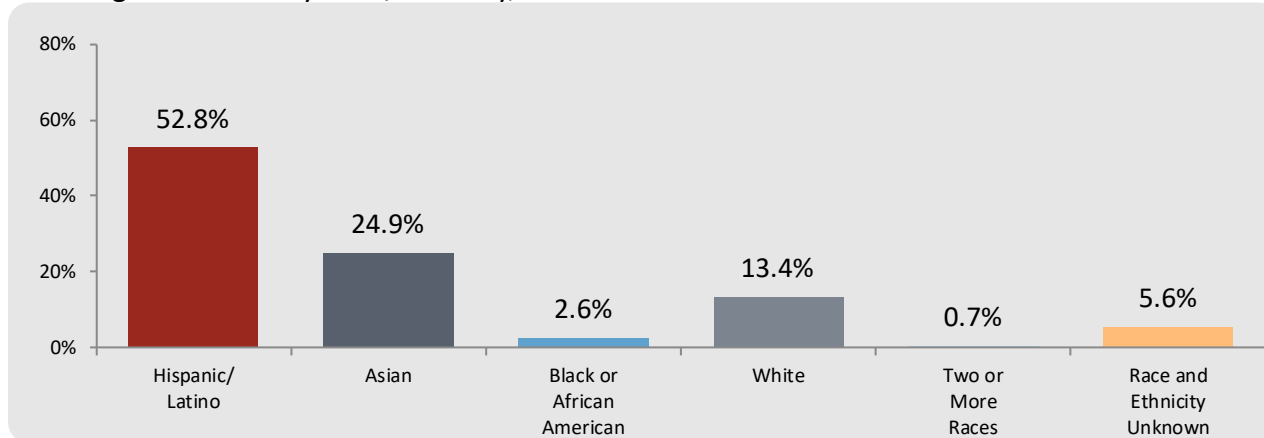
Incoming Enrollment by Gender, Fall 2025



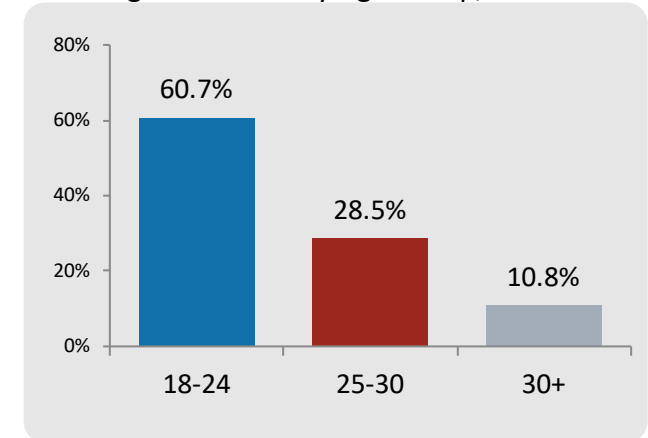
Incoming Enrollment by Student Level, Fall 2025



Incoming Enrollment by Race/Ethnicity, Fall 2025



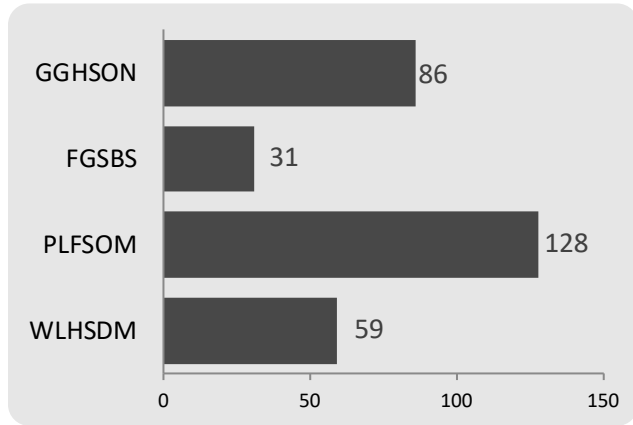
Incoming Enrollment by Age Group, Fall 2025



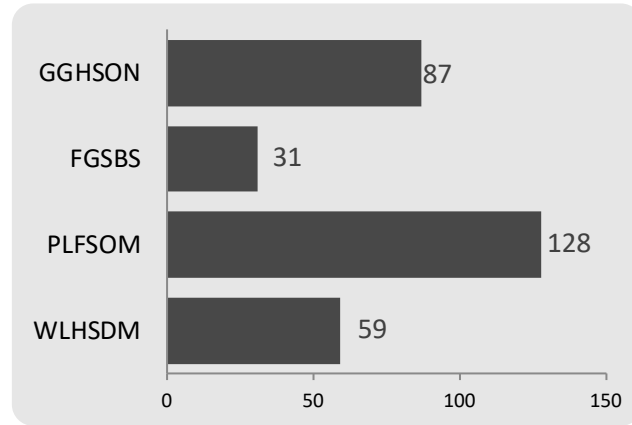
Source: THECB CBM001 Report, Fall 2009-2018; IPEDS Enrollment Survey, Fall 2019-2025.

TTUHSC El Paso Incoming Enrollment By School Quick Facts, Fall 2025

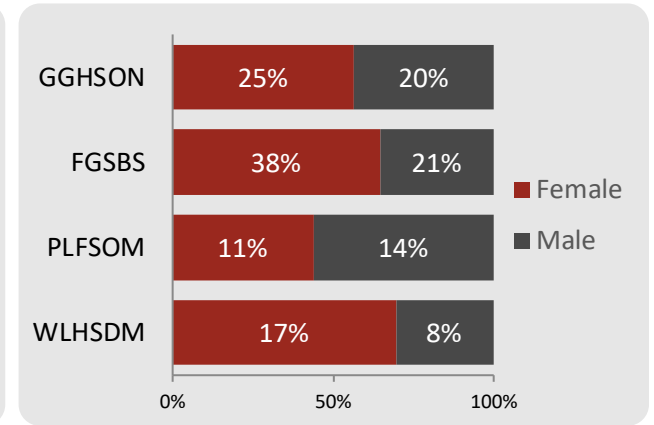
Incoming Enrollment by School, Fall 2025



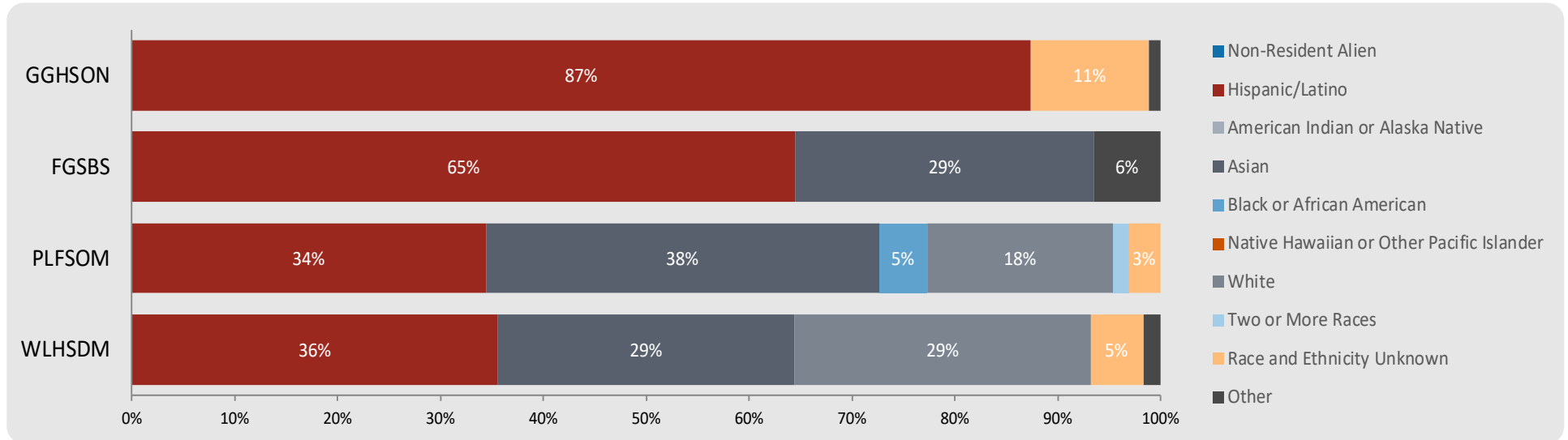
Incoming FTE by School, Fall 2025



Incoming Enrollment by Gender and School, Fall 2025



Incoming Enrollment by Race/Ethnicity and School, Fall 2025



“Other” consists of race/ethnicity categories with counts lower than five.

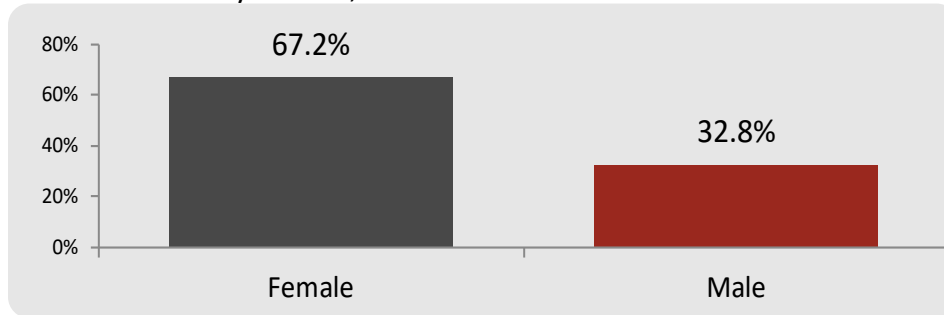
TTUHSC El Paso Graduation Quick Facts

TTUHSC El Paso
Total Graduates, AY 2024-25

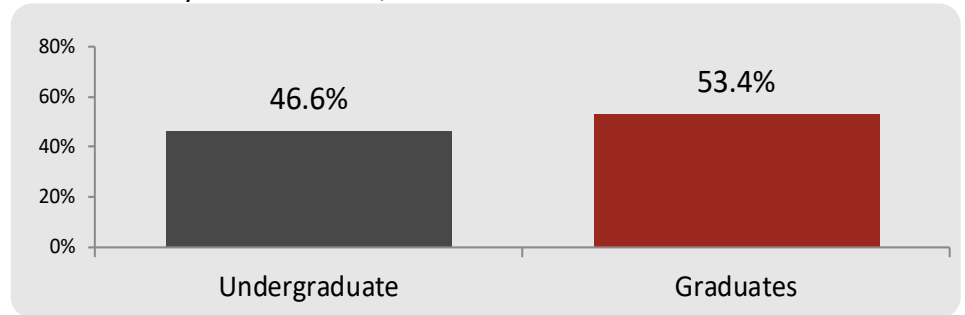
341

Total Graduates
2012-2025
3,052

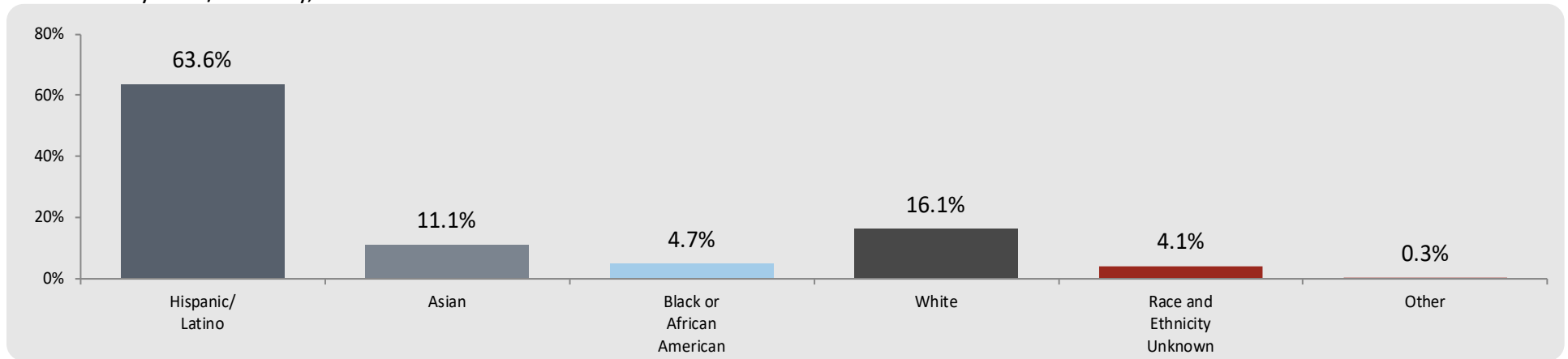
Total Graduates by Gender, 2012-2025



Graduates by Student Level, AY 2024-25



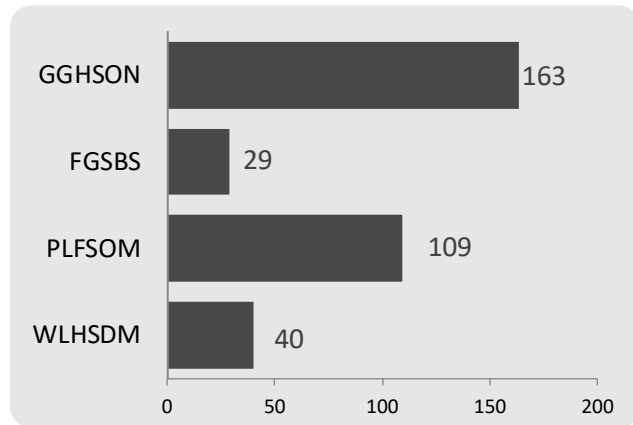
Graduates by Race/Ethnicity, AY 2024-25



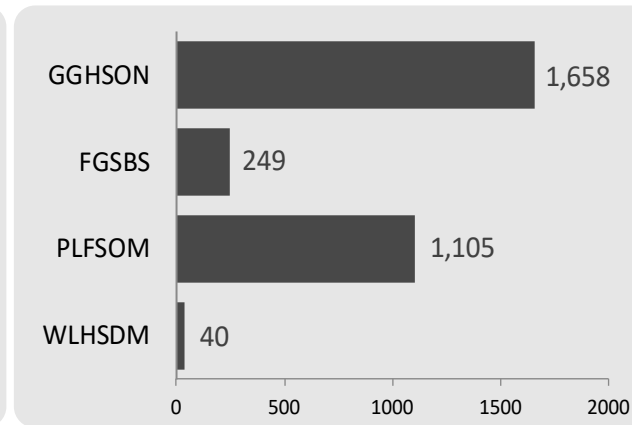
Source: THECB CBM009 Graduation Report, Fall 2025.
"Other" consists of race/ethnicity categories with counts lower than five.

TTUHSC El Paso Graduation by School Quick Facts

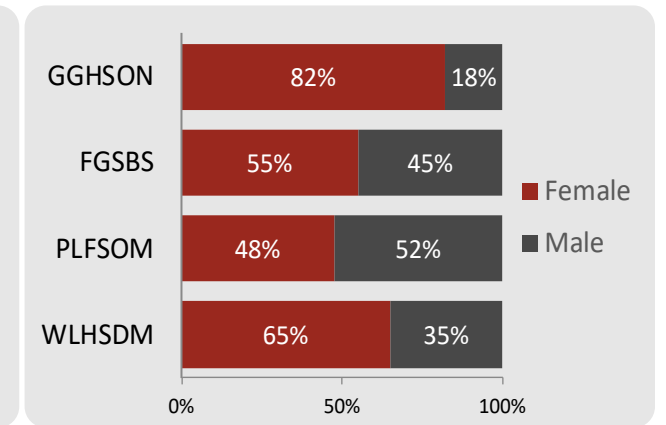
TTUHSC El Paso Graduates, AY 2024-25



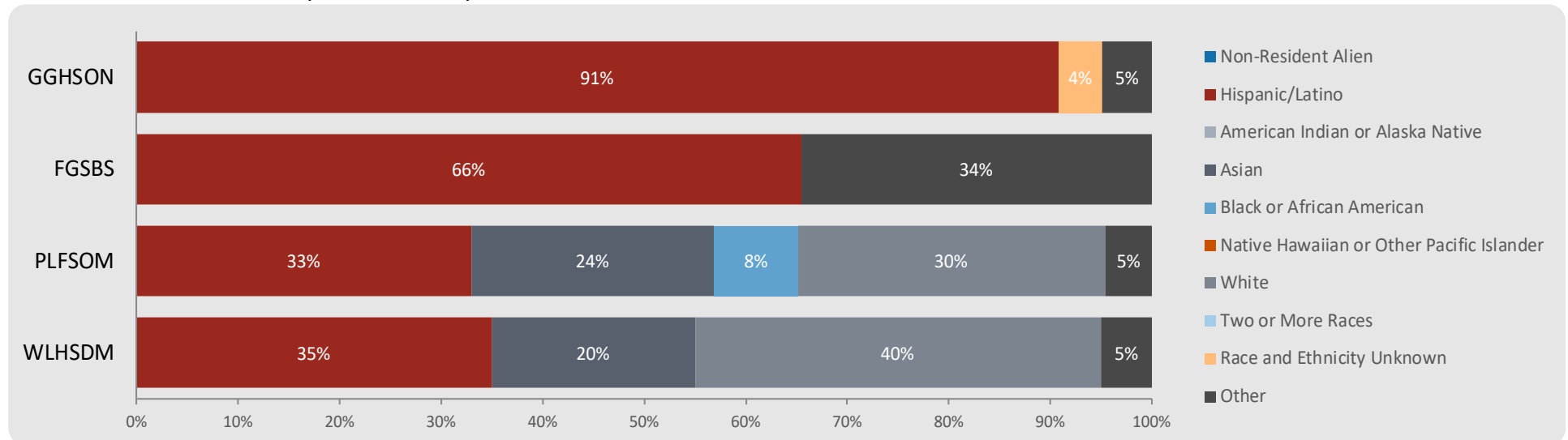
TTUHSC El Paso Total Graduates, 2012-2025



TTUHSC El Paso Graduates by Gender, AY 2024-25



TTUHSC El Paso Graduates by Race/Ethnicity, AY 2024-25



“Other” consists of categories counts lower than five.

TTUHSC El Paso GGHSO Graduates Quick Facts

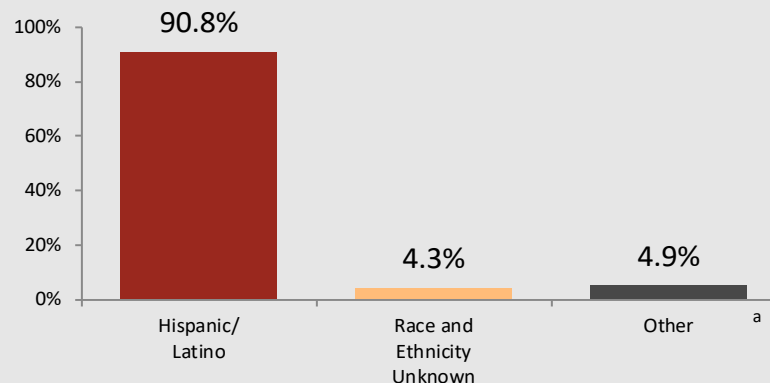
GGHSO Total Graduates
AY 2024-25

163

GGHSO Total Graduates
2012-2025

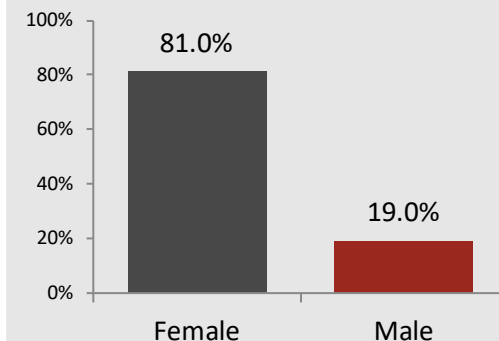
1,658

GGHSO Graduates by Race/Ethnicity, AY 2024-25



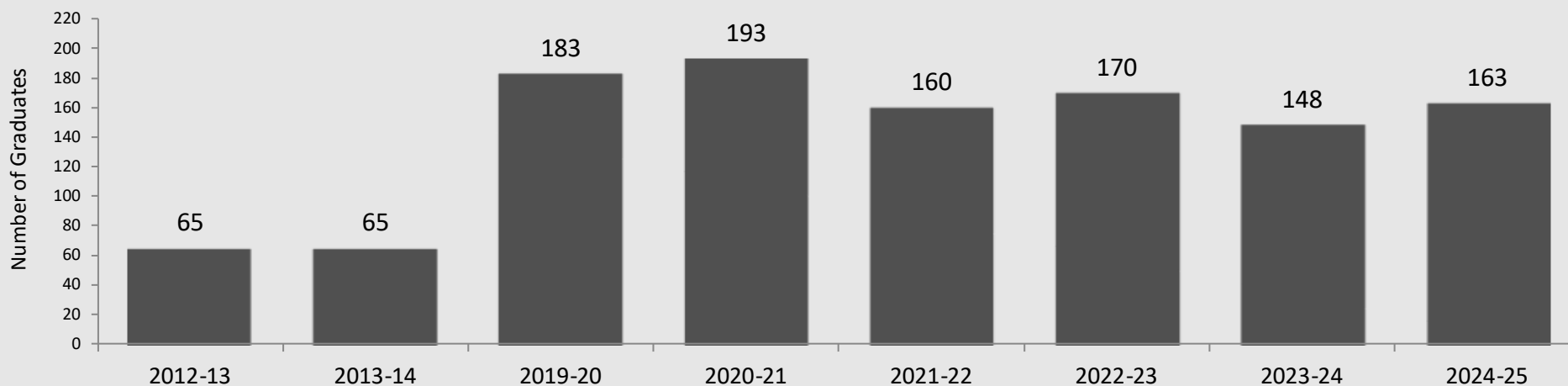
Source: THECB CBM009 Graduation Report, AY 2024-25.
^a Includes categories with counts lower than five.
 Note: IPEDS Race/Ethnicity categories are used and may differ from THECB counts. N = 163

GGHSO Graduates by Gender, AY 2024-25



Source: THECB CBM009 Graduation Report, AY 2024-25.
 N = 163

GGHSO Graduates by Academic Year, 2019-2025



Source: THECB CBM009 Graduation Report, 2019-2025.

TTUHSC El Paso FGSSB Graduates Quick Facts

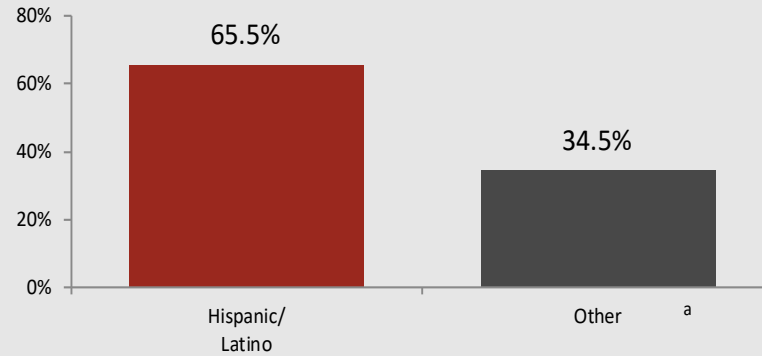
FGSSB Total Graduates
AY 2024-25

29

FGSSB Cumulative Graduates
2016-2025

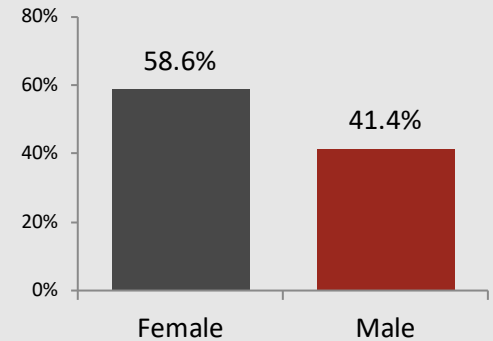
249

FGSSB Graduates by Race/Ethnicity, AY 2024-25



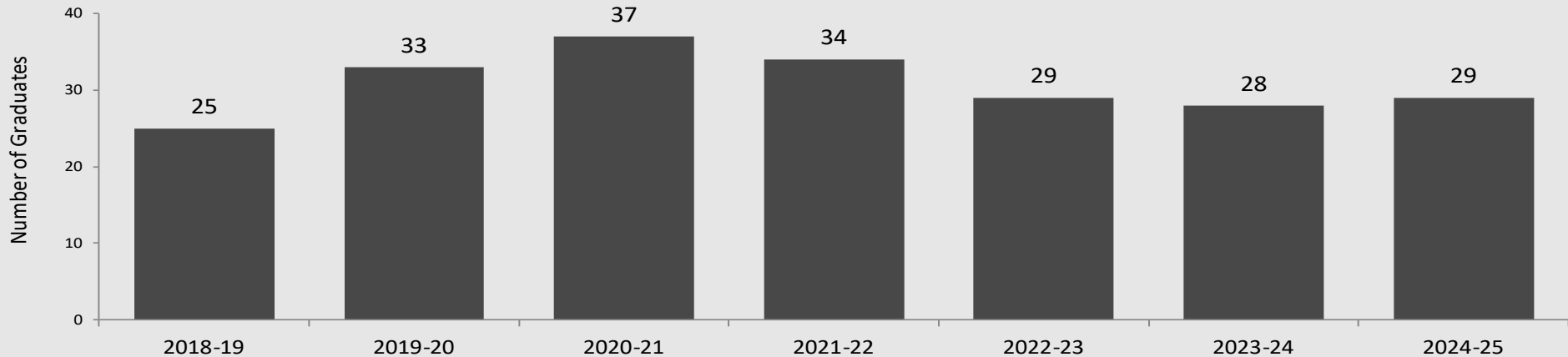
Source: THECB CBM009 Graduation Report, AY 2024-25. Other^a Includes categories with counts lower than five. Note: IPEDS Race/Ethnicity categories are used and may differ from THECB counts. N = 29

FGSSB Graduates by Gender, AY 2024-25



Source: THECB CBM009 Graduation Report, AY 2023-24. N = 29

FGSSB Graduates by Academic Year, 2018-2025



Source: THECB CBM009 Graduation Report, 2018-2025.

TTUHSC El Paso PLFSOM Graduates Quick Facts

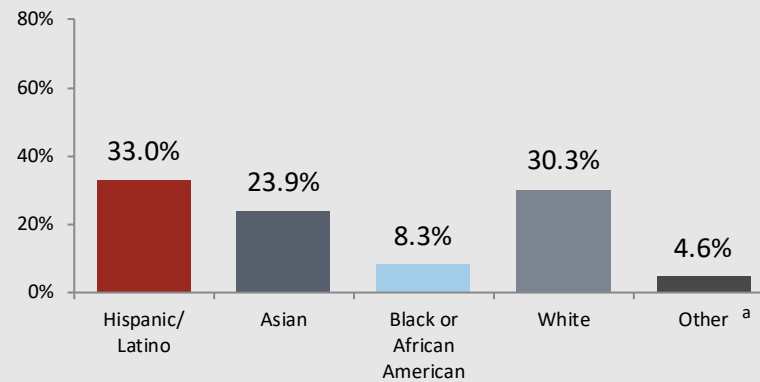
PLFSOM Total Graduates
AY 2024-25

109

PLFSOM Cumulative Graduates
2012-2025

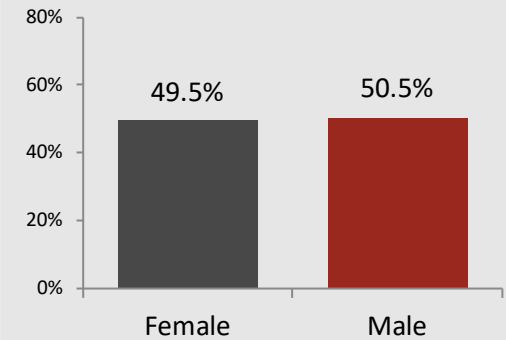
1,105

PLFSOM Graduates by Race/Ethnicity, AY 2024-25



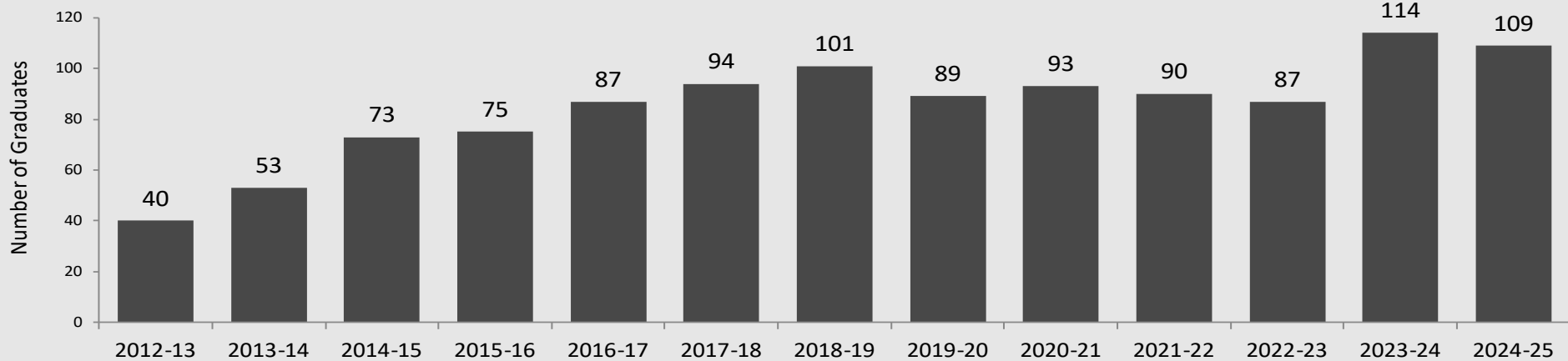
Source: THECB CBM009 Graduation Report, AY 2024-25. Other^a Includes categories with counts lower than five. Note: IPEDS Race/Ethnicity categories are used and may differ from THECB counts. N = 109

PLFSOM Graduates by Gender, AY 2024-25



Source: THECB CBM009 Graduation Report, AY 2024-25. N = 109

PLFSOM Graduates by Academic Year, 2012-2025



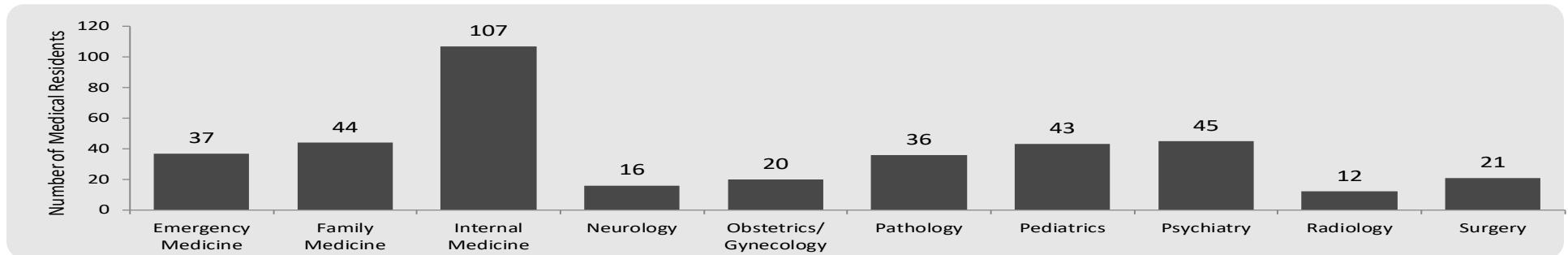
Source: THECB CBM009 Graduation Report, 2012-2025.

TTUHSC El Paso Medical Residents by Specialty Quick Facts

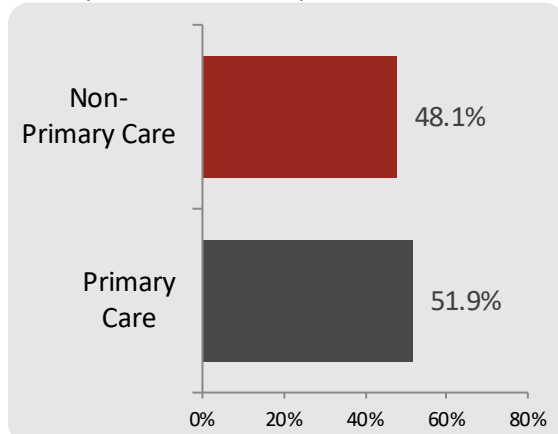
TTUHSC El Paso Total Medical Residents, Fall 2025

362

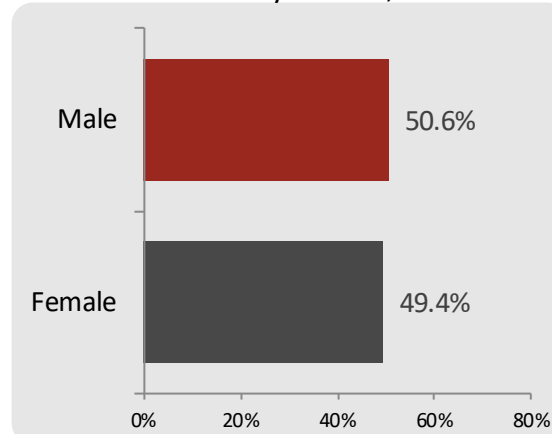
Medical Residents by Residency Specialty, Fall 2025



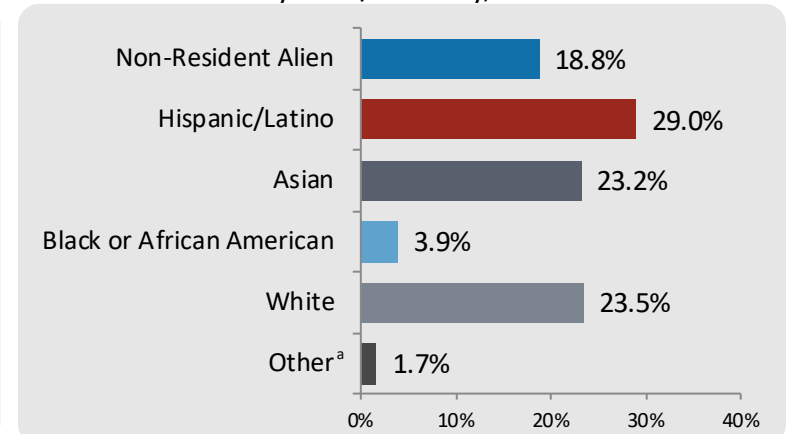
Primary Care/Non-Primary Care Med. Residents



Medical Residents by Gender, Fall 2025



Medical Residents by Race/Ethnicity, Fall 2025



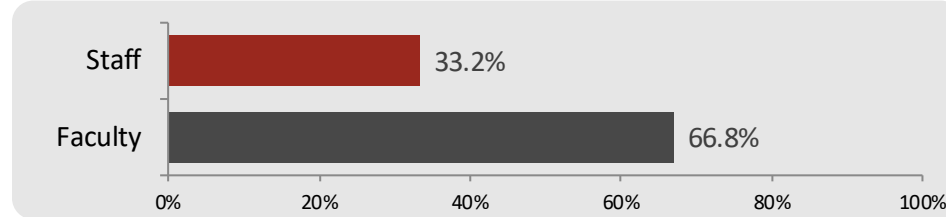
Source: Texas Higher Education Coordinating Board (THECB) CBM00R Residents Report, Fall 2025.
Other^a includes race/ethnicity categories with counts lower than five.

TTUHSC El Paso Personnel Quick Facts

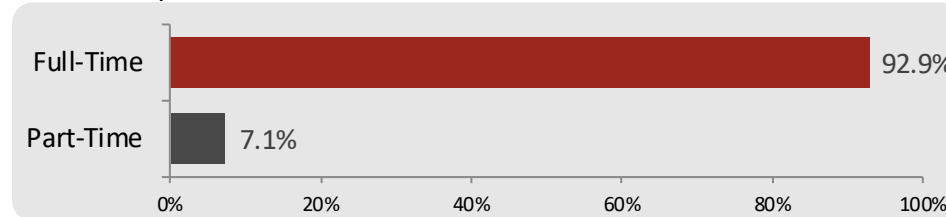
TTUHSC El Paso Total Personnel, Fall 2025

1,663

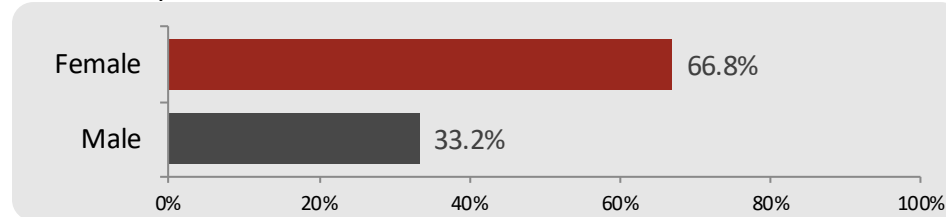
Faculty and Staff, Fall 2025



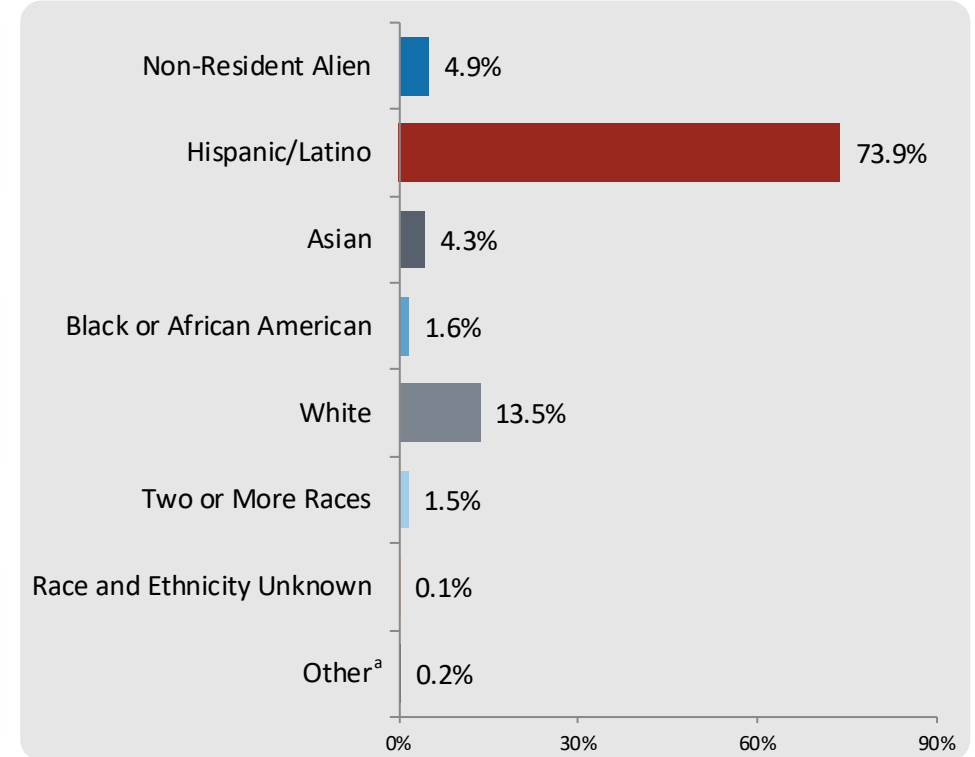
Personnel by Full-Time/Part-Time status, Fall 2025



Personnel by Gender, Fall 2025



Total Personnel by Race/Ethnicity, Fall 2025

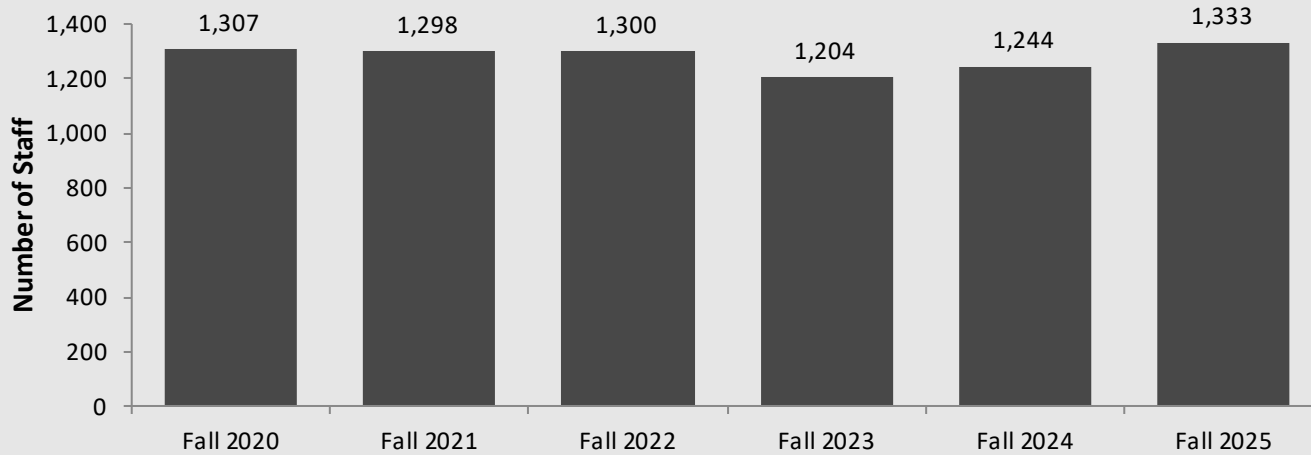


Source: Texas Higher Education Coordinating Board (THECB) CBM008 Faculty Report, Fall 2025.

Other^a consists of remaining race/ethnicity categories (excluding the one or two categories with highest representation).

TTUHSC El Paso Staff Quick Facts

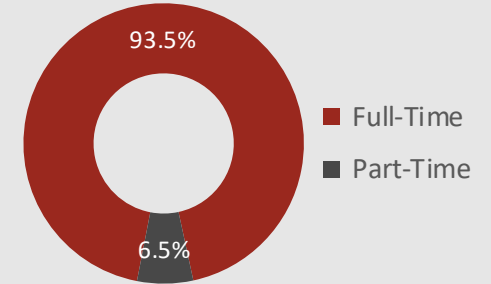
TTUHSC El Paso Staff, Fall 2020-2025



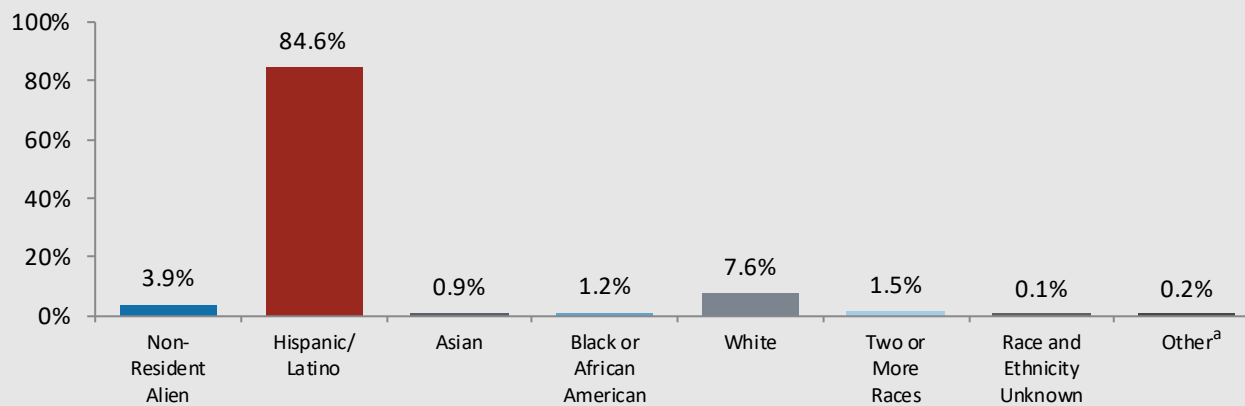
Source: Banner ODS, Fall 2020-2025.

Total TTUHSC El Paso Staff
Fall 2025

1,333



TTUHSC El Paso Staff by Race/Ethnicity, Fall 2025



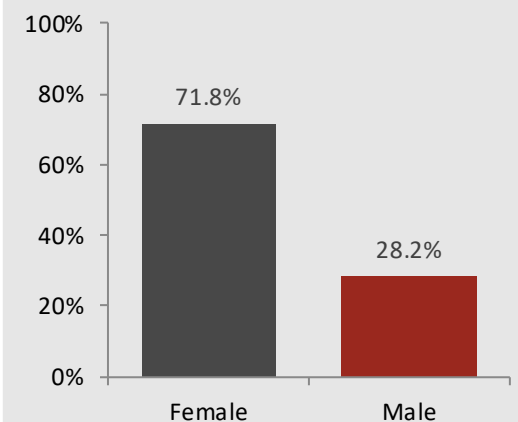
Source: Banner ODS, Fall 2025.

Other^a Includes categories with counts lower than five.

Note: IPEDS Race/Ethnicity categories are used and may differ from THECB counts.

N = 1,333

TTUHSC El Paso Staff by Gender, Fall 2025

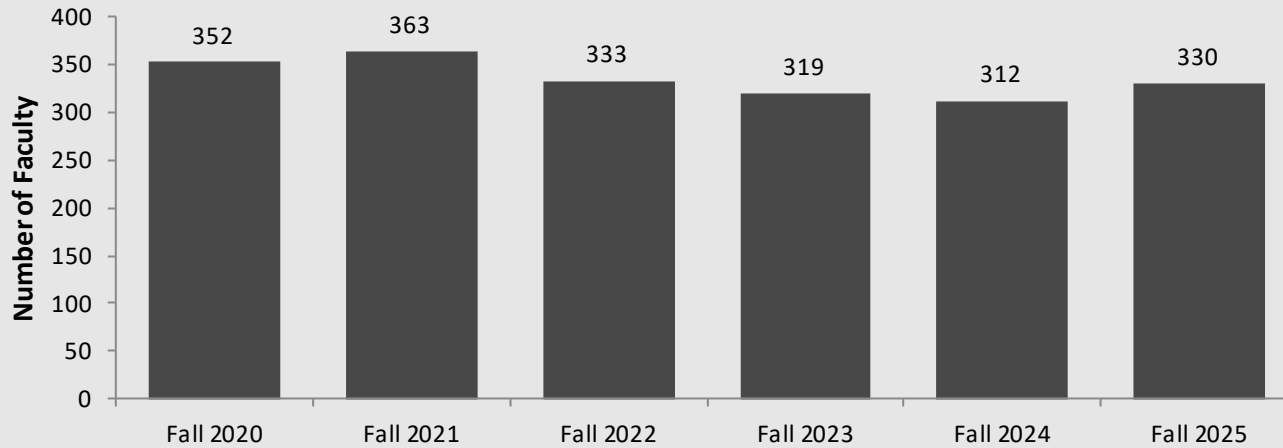


Source: Banner ODS, Fall 2025.

N = 1,333

TTUHSC El Paso Faculty Quick Facts

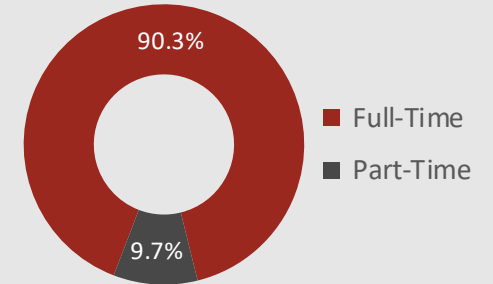
TTUHSC El Paso Faculty, Fall 2020-2025



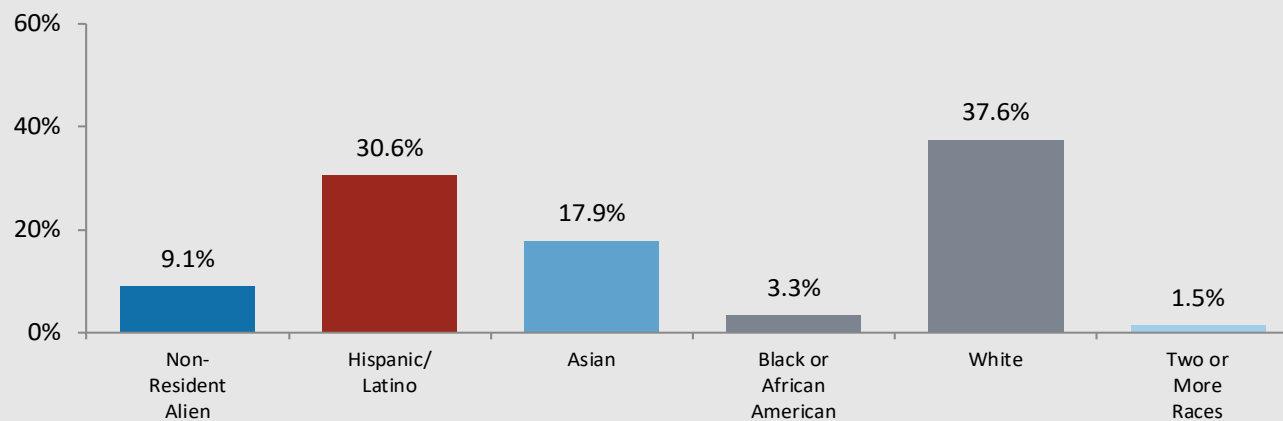
Source: THECB CBM008 Faculty Report, Fall 2020-2025.

Total TTUHSC El Paso Faculty
Fall 2025

330



TTUHSC El Paso Faculty by Race/Ethnicity, Fall 2025

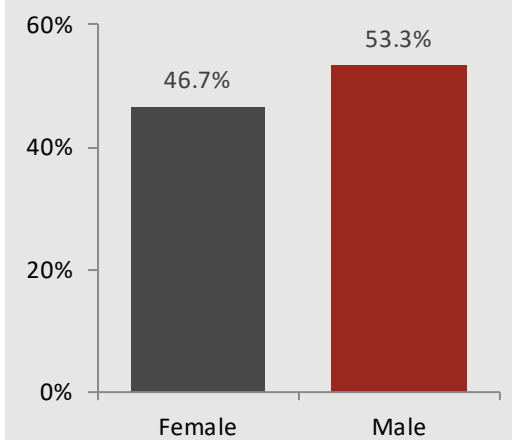


Source: THECB CBM008 Faculty Report, Fall 2025.

Note: IPEDS Race/Ethnicity categories are used and may differ from THECB counts.

N = 330

TTUHSC El Paso Faculty by Gender, Fall 2025



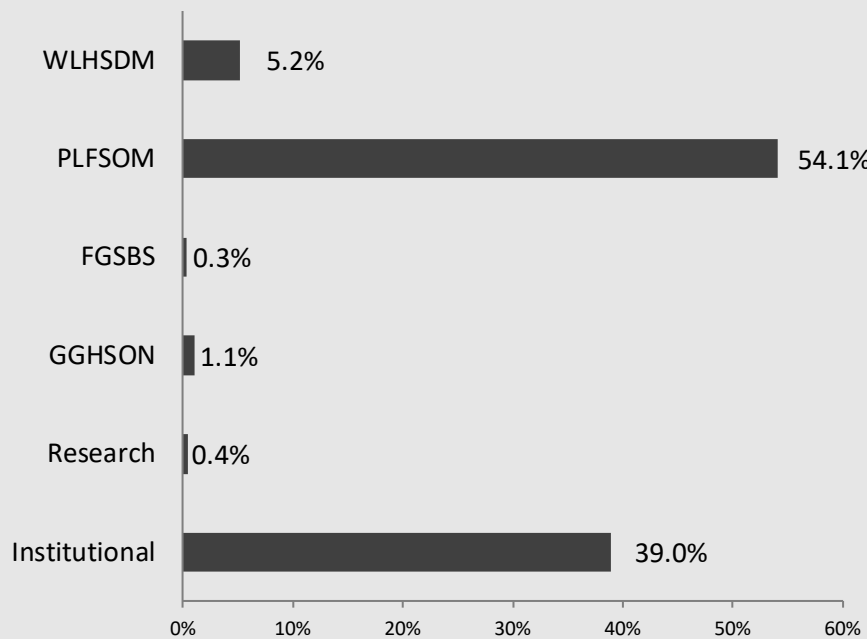
Source: THECB CBM008 Faculty Report, Fall 2024. N = 330

TTUHSC El Paso Finance Operating Budget Quick Facts

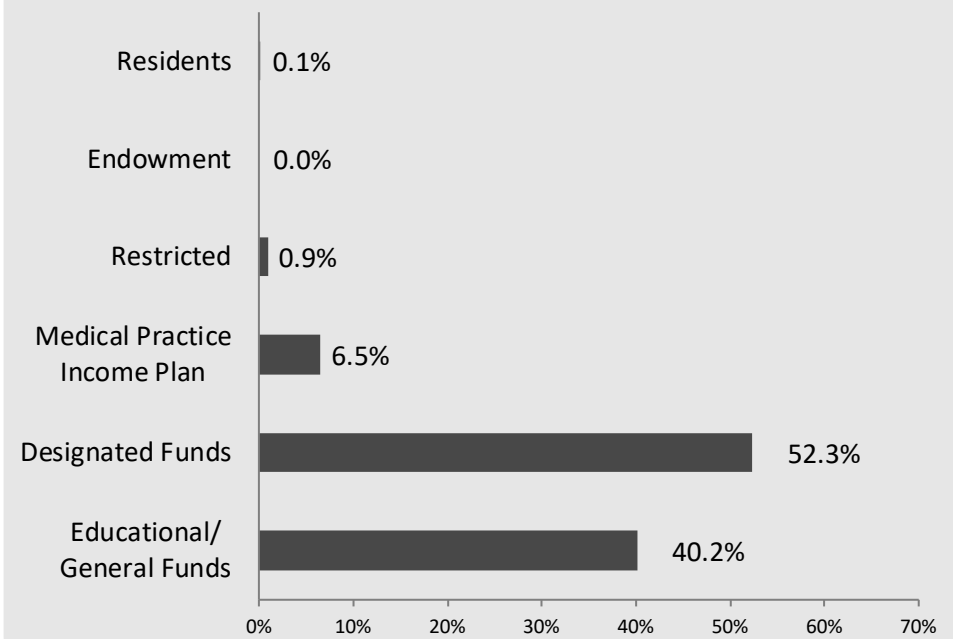
**TTUHSC El Paso,
Fiscal Year 2026 Operating Budget**

\$512.3
Million

By Division



By Source of Funds



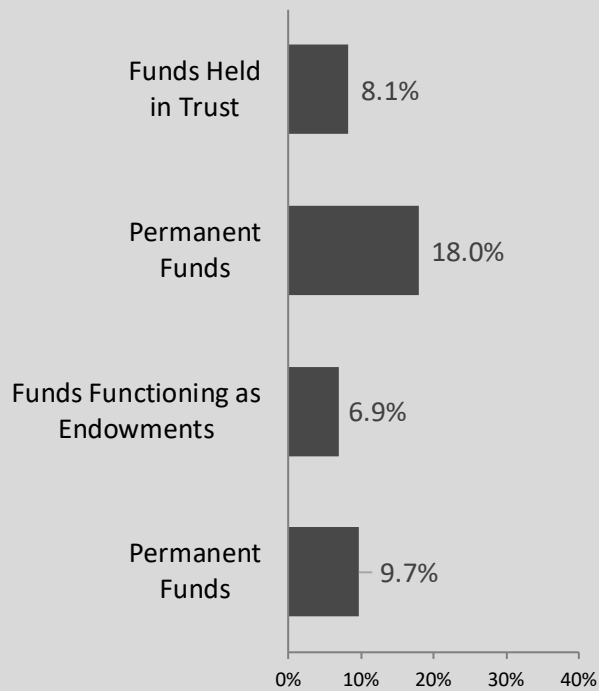
Source: Business Affairs, 2025

TTUHSC El Paso Finance Quick Facts

TTUHSC El Paso Finance, Fiscal Year 2025

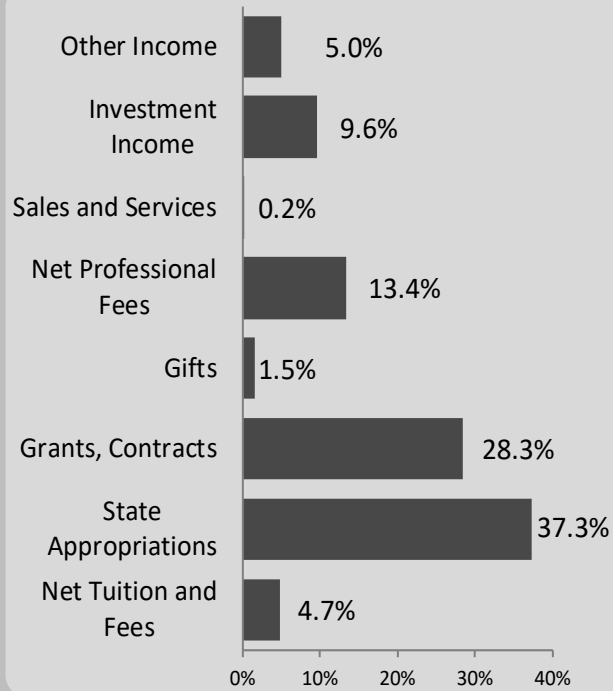
Endowments

\$185.7 Million



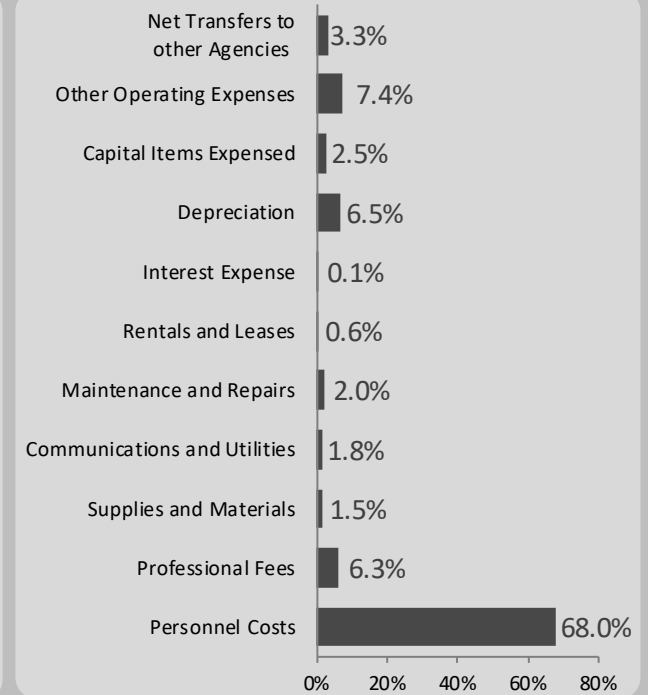
Revenue

\$434.6 Million



Expenditures and Net Transfers

\$333.3 Million



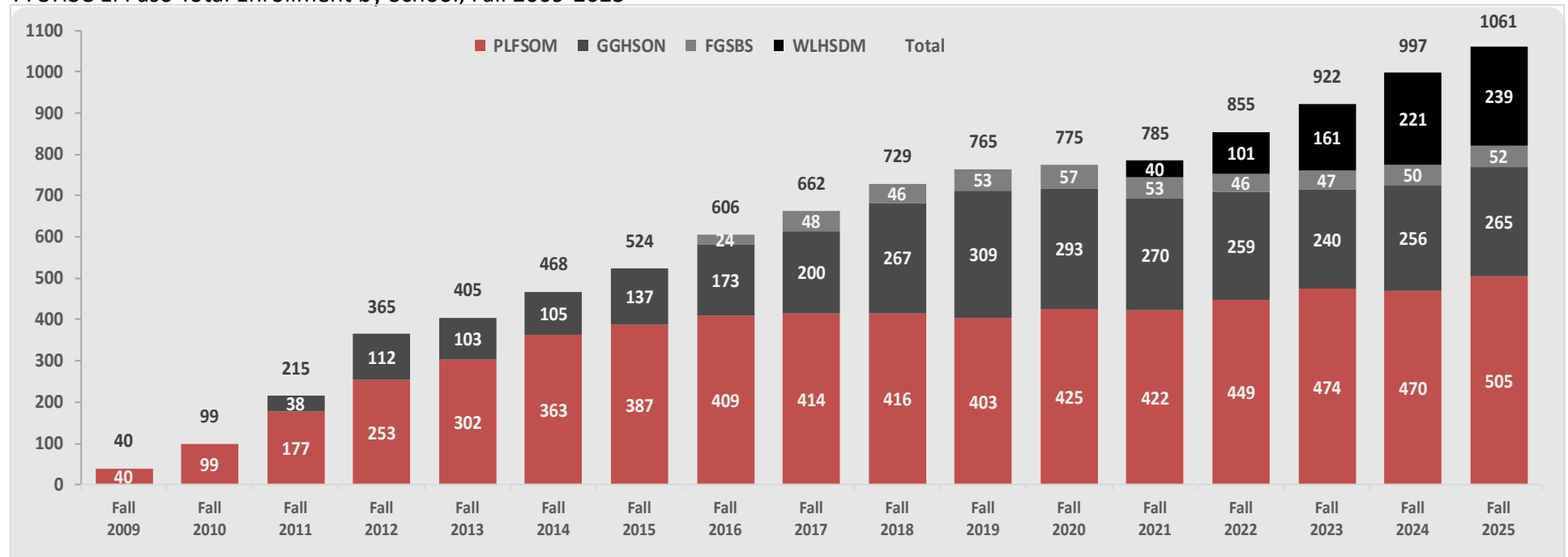
Source: Business Affairs, 2025

TTUHSC El Paso Enrollment



TTUHSC El Paso Total Enrollment by School, Fall 2009-2025

TTUHSC El Paso Total Enrollment by School, Fall 2009-2025



Source: THECB CBM001 Report, Fall 2009-2018; IPEDS Enrollment Survey, Fall 2019-2025.

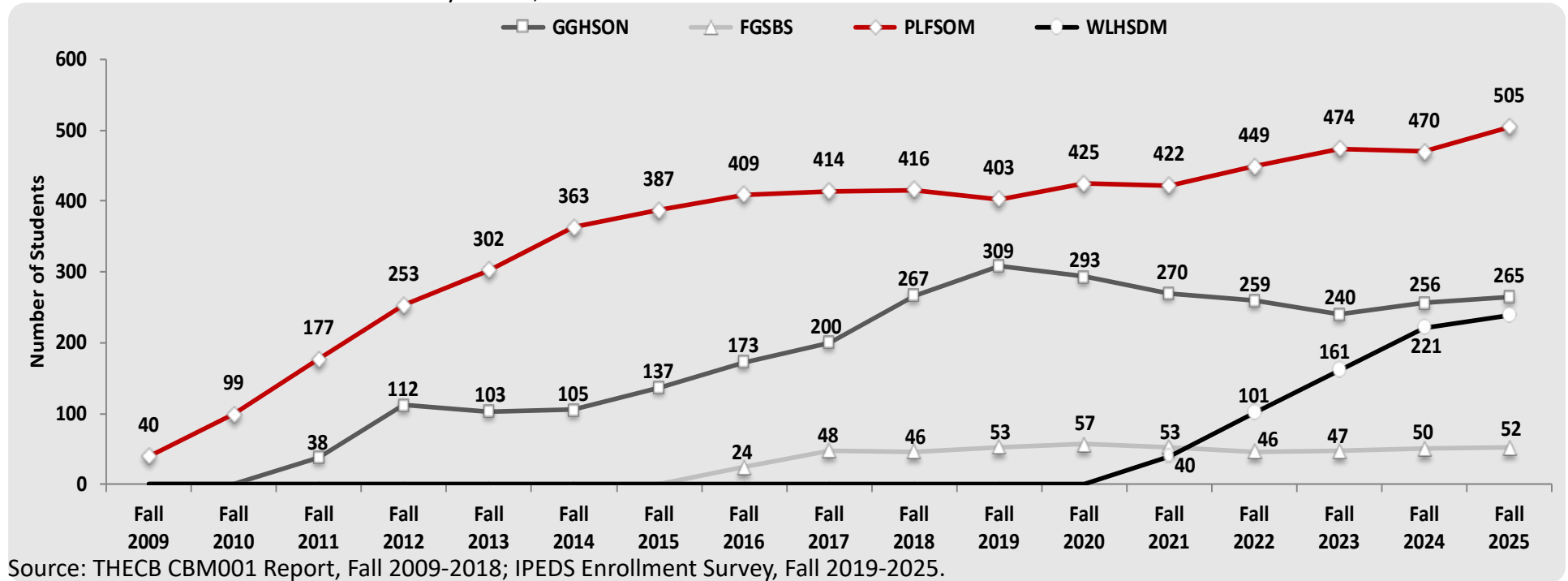
TTUHSC El Paso Total Enrollment by School, Fall 2009-2025

School	Fall 2009	Fall 2010	Fall 2011	Fall 2012	Fall 2013	Fall 2014	Fall 2015	Fall 2016	Fall 2017	Fall 2018	Fall 2019	Fall 2020	Fall 2021	Fall 2022	Fall 2023	Fall 2024	Fall 2025
GGHSON	-	-	38	112	103	105	137	173	200	267	309	293	270	259	240	256	265
FGSBS	-	-	-	-	-	-	-	24	48	46	53	57	53	46	47	50	52
PLFSOM	40	99	177	253	302	363	387	409	414	416	403	425	422	449	474	470	505
WLHSDM	-	-	-	-	-	-	-	-	-	-	-	-	40	101	161	221	239
Total	40	99	215	365	405	468	524	606	662	729	765	775	785	855	922	997	1061

Source: THECB CBM001 Report, Fall 2009-2017; Integrated Postsecondary Education Data System (IPEDS) Enrollment Survey, Fall 2019-2025.

TTUHSC El Paso Total Enrollment by School, Fall 2009-2025

TTUHSC El Paso Total Enrollment Trends by School, Fall 2009-2025



Source: THECB CBM001 Report, Fall 2009-2018; IPEDS Enrollment Survey, Fall 2019-2025.

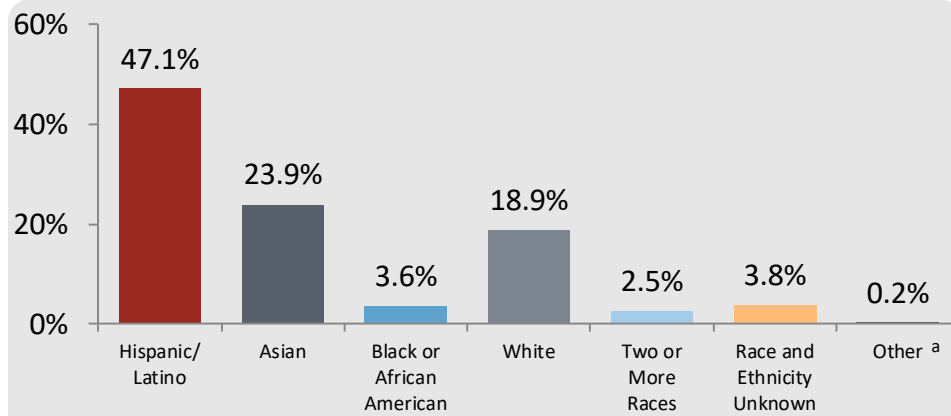
TTUHSC El Paso Total Enrollment by School, Fall 2009-2025

School	Fall 2009	Fall 2010	Fall 2011	Fall 2012	Fall 2013	Fall 2014	Fall 2015	Fall 2016	Fall 2017	Fall 2018	Fall 2019	Fall 2020	Fall 2021	Fall 2022	Fall 2023	Fall 2024	Fall 2025
GGHSON	-	-	38	112	103	105	137	173	200	267	309	293	270	259	240	256	265
FGSBS	-	-	-	-	-	-	-	24	48	46	53	57	53	46	47	50	52
PLFSOM	40	99	177	253	302	363	387	409	414	416	403	425	422	449	474	470	505
WLHSDM	-	-	-	-	-	-	-	-	-	-	-	-	40	101	161	221	239
Total	40	99	215	365	405	468	524	606	662	729	765	775	785	855	922	997	1061

Source: THECB CBM001 Report, Fall 2009-2017; Integrated Postsecondary Education Data System (IPEDS) Enrollment Survey, Fall 2019-2025.

TTUHSC El Paso Total Enrollment by Race/Ethnicity

TTUHSC El Paso Total Enrollment by Race/Ethnicity, Fall 2025



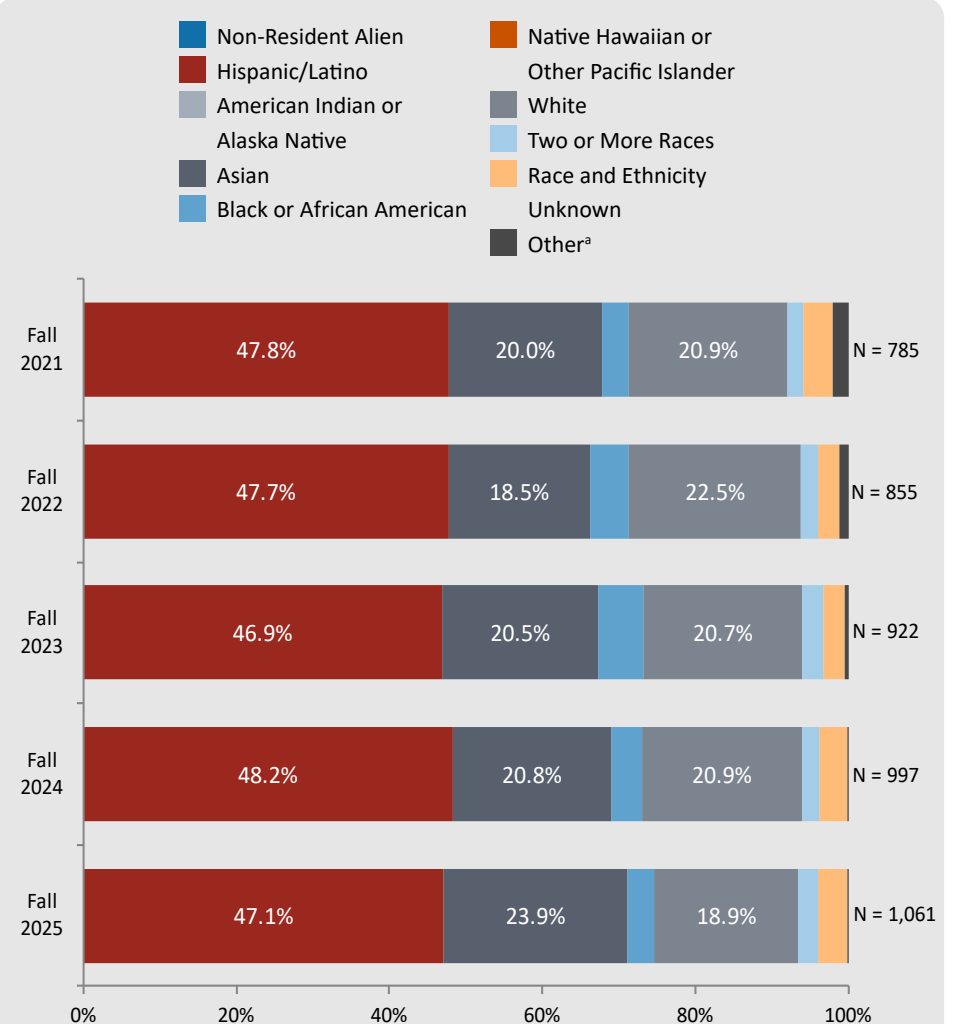
Source: IPEDS Enrollment Survey, Fall 2025.
Other^a Includes categories with counts lower than five.
N = 1061

TTUHSC El Paso Total Enrollment by School and Race/Ethnicity, Fall 2025

Race/Ethnicity	Total TTUHSC El Paso	
	N	%
Non-Resident Alien	0	0.0%
Hispanic/Latino	500	47.1%
American Indian or Alaska Native	0	0.0%
Asian	254	23.9%
Black or African American	38	3.6%
Native Hawaiian or Other Pacific Islander	0	0.0%
White	200	18.9%
Two or More Races	27	2.5%
Race and Ethnicity Unknown	40	3.8%
Other ^a	2	0.2%
Total	1061	100.0%

Source: Integrated Postsecondary Education Data System (IPEDS) Enrollment Survey, Fall 2025.
^a Includes categories with counts lower than five.

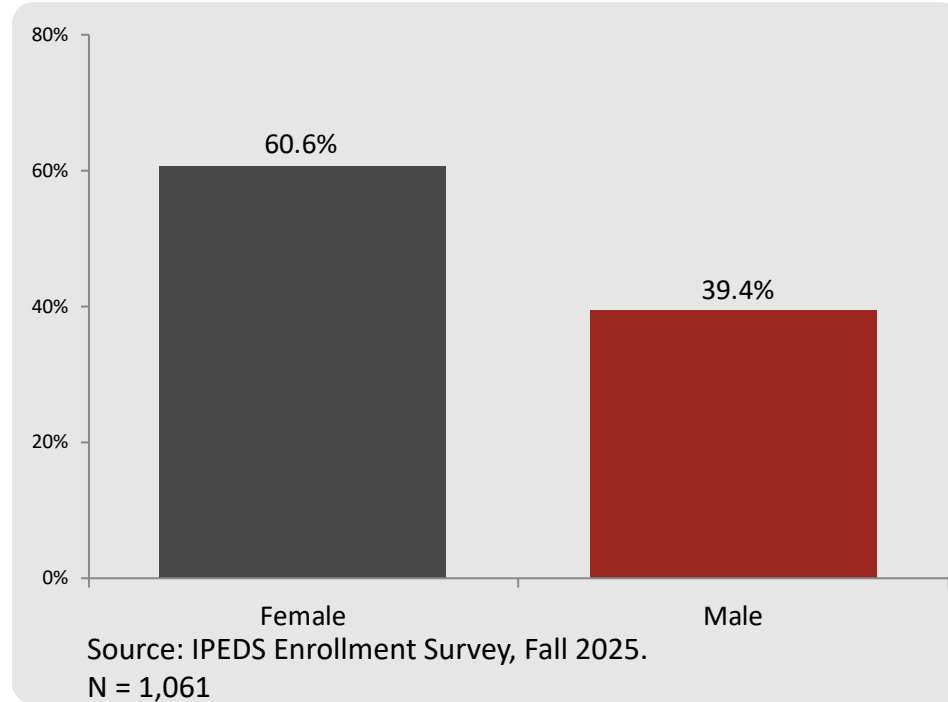
TTUHSC El Paso Total Enrollment by Race/Ethnicity, Fall 2021-2025



Source: IPEDS Enrollment Survey, Fall 2021-2025.
Other^a Includes categories with counts lower than five.

TTUHSC El Paso Total Enrollment by Gender

TTUHSC El Paso Total Enrollment by Gender, Fall 2025

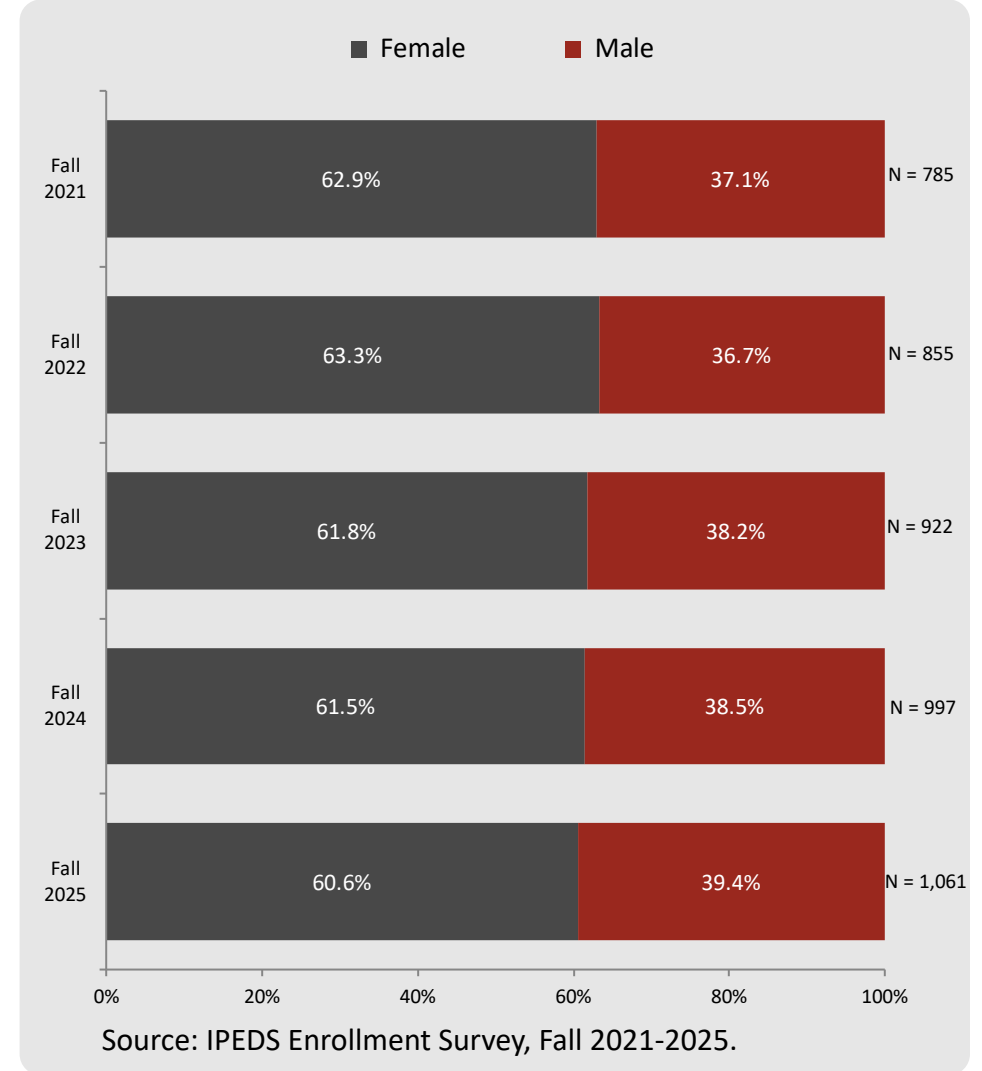


TTUHSC El Paso Total Enrollment by Gender and School, Fall 2025

Gender	Total TTUHSC El Paso	
	N	%
Female	643	60.6%
Male	418	39.4%
Total	1061	100.0%

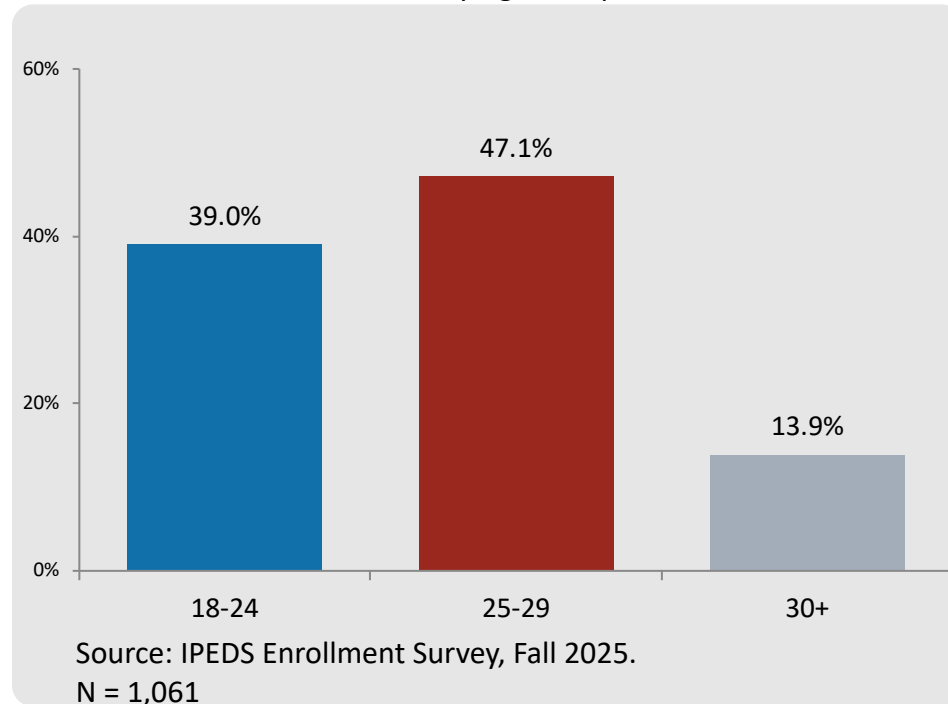
Source: Integrated Postsecondary Education Data System (IPEDS) Enrollment Survey, Fall 2025.

TTUHSC El Paso Total Enrollment by Gender, Fall 2021-2025



TTUHSC El Paso Total Enrollment by Age Group

TTUHSC El Paso Total Enrollment by Age Group, Fall 2025

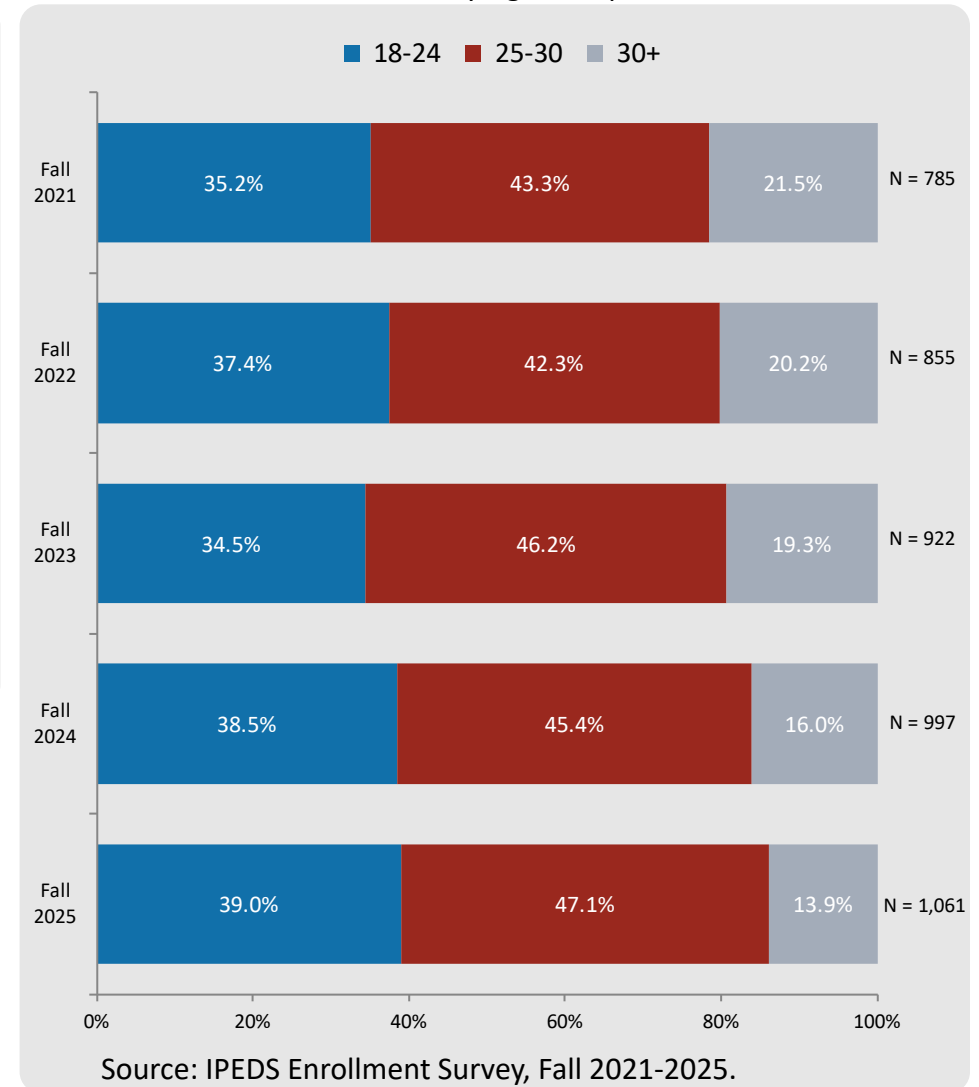


TTUHSC El Paso Total Enrollment by School and Age Group, Fall 2025

Age Group	Total TTUHSC El Paso	
	N	%
18-24	414	39.0%
25-29	500	47.1%
30+	147	13.9%
Total	1061	100.0%

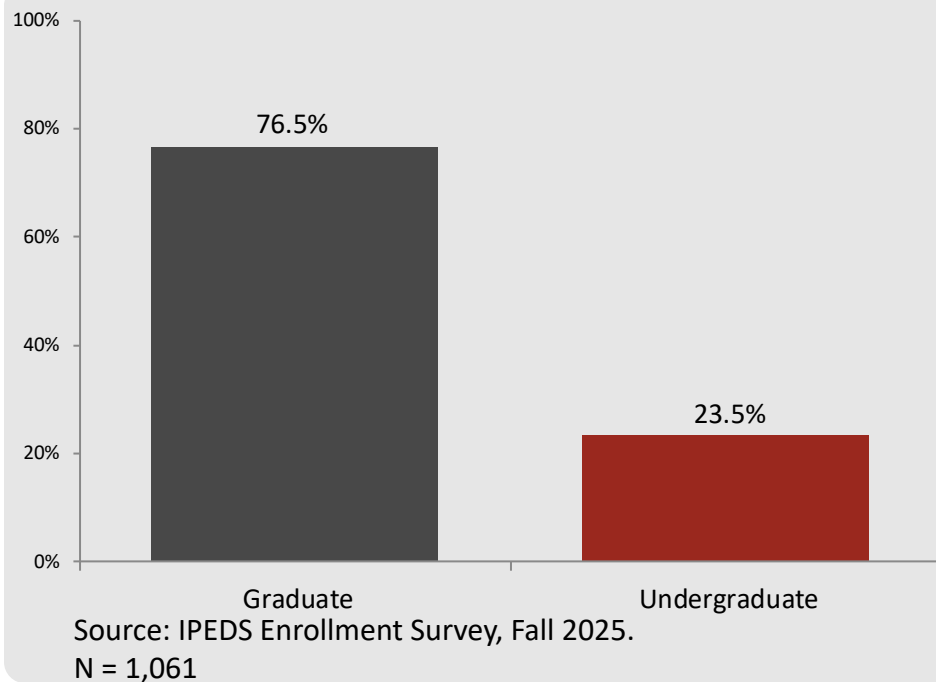
Source: Integrated Postsecondary Education Data System (IPEDS) Enrollment Survey, Fall 2025.

TTUHSC El Paso Total Enrollment by Age Group, Fall 2021-2025



TTUHSC El Paso Total Enrollment by Student Level

TTUHSC El Paso Total Enrollment by Student Level, Fall 2025

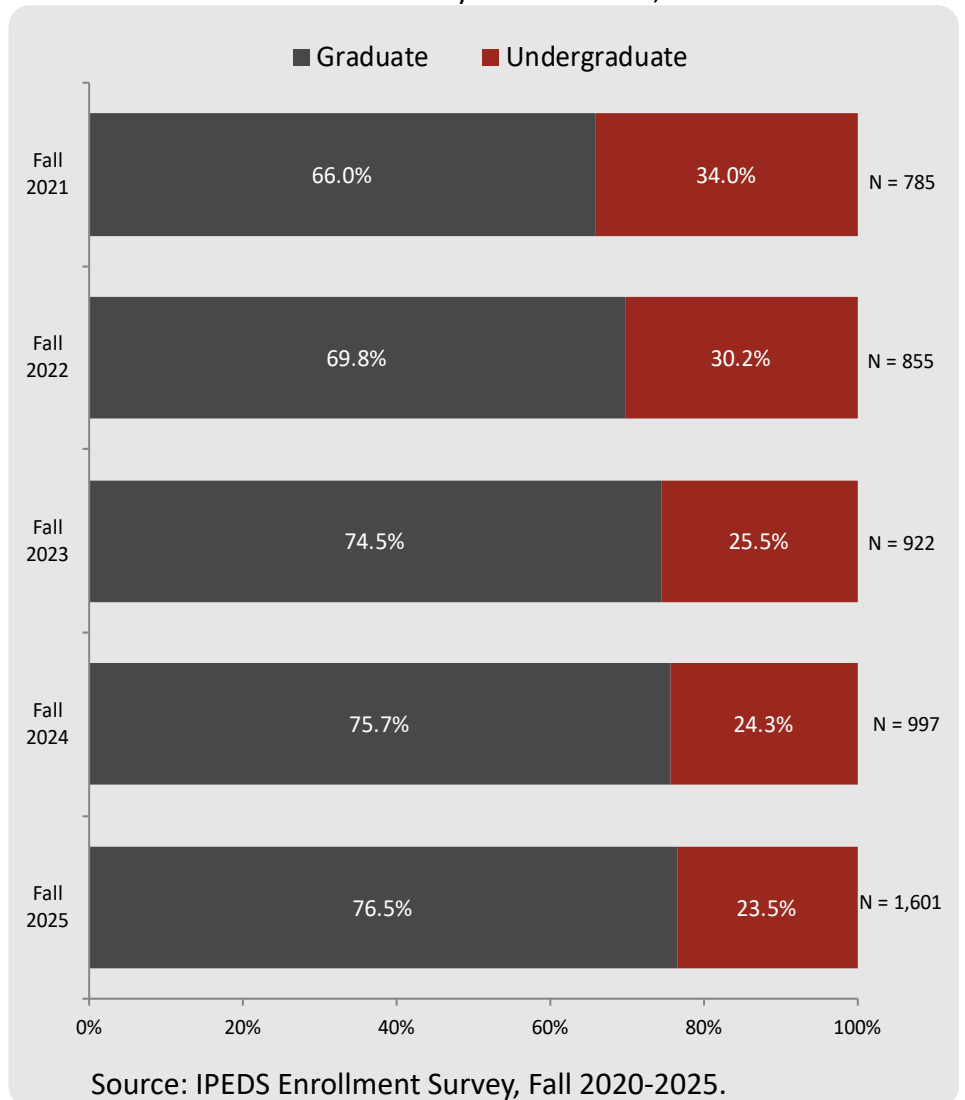


TTUHSC El Paso Total Enrollment by School and Student Level, Fall 2025

Student Level	Total TTUHSC El Paso	
	N	%
Graduate	812	76.5%
Undergraduate	249	23.5%
Total	1061	100.0%

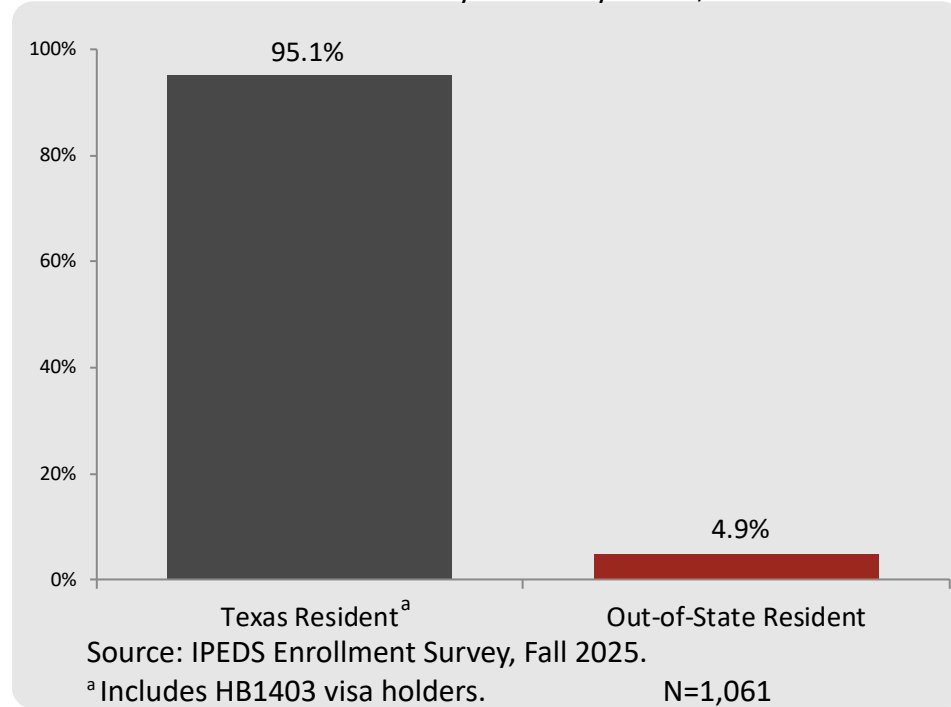
Source: Integrated Postsecondary Education Data System (IPEDS) Enrollment Survey, Fall 2025.

TTUHSC El Paso Total Enrollment by Student Level, Fall 2021-2025



TTUHSC El Paso Total Enrollment by Residency Status

TTUHSC El Paso Total Enrollment by Residency Status, Fall 2025



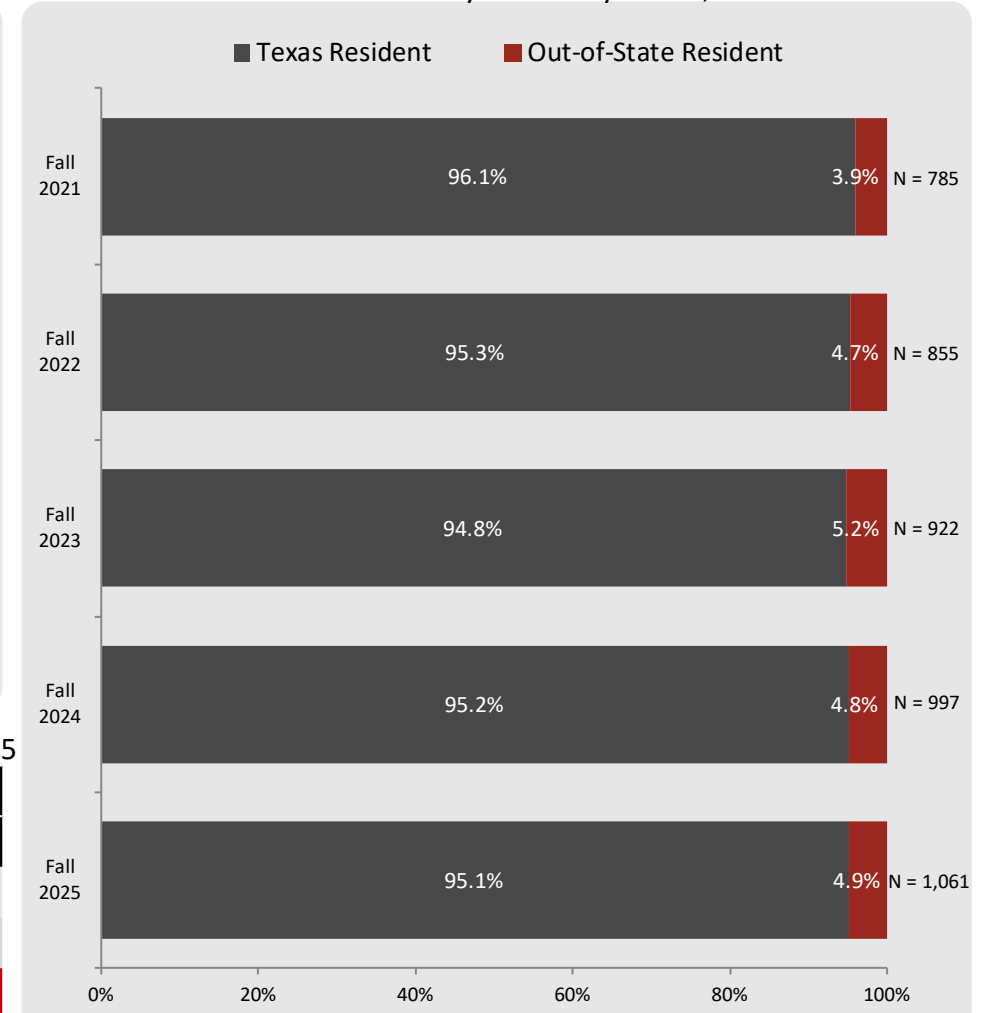
TTUHSC El Paso Total Enrollment by School and Residency Status, Fall 2025

Residency Status	Total TTUHSC El Paso	
	N	%
Texas Resident ^a	1009	95.1%
Out-of-State Resident	52	4.9%
Total	1061	100.0%

Source: Integrated Postsecondary Education Data System (IPEDS) Enrollment Survey, Fall 2025.

^a Includes HB1403 visa holders.

TTUHSC El Paso Total Enrollment by Residency Status, Fall 2021-2025



Source: IPEDS Enrollment Survey, Fall 2020-2025.

TTUHSC El Paso Students: Texas Residency Status by County^a, Fall 2025

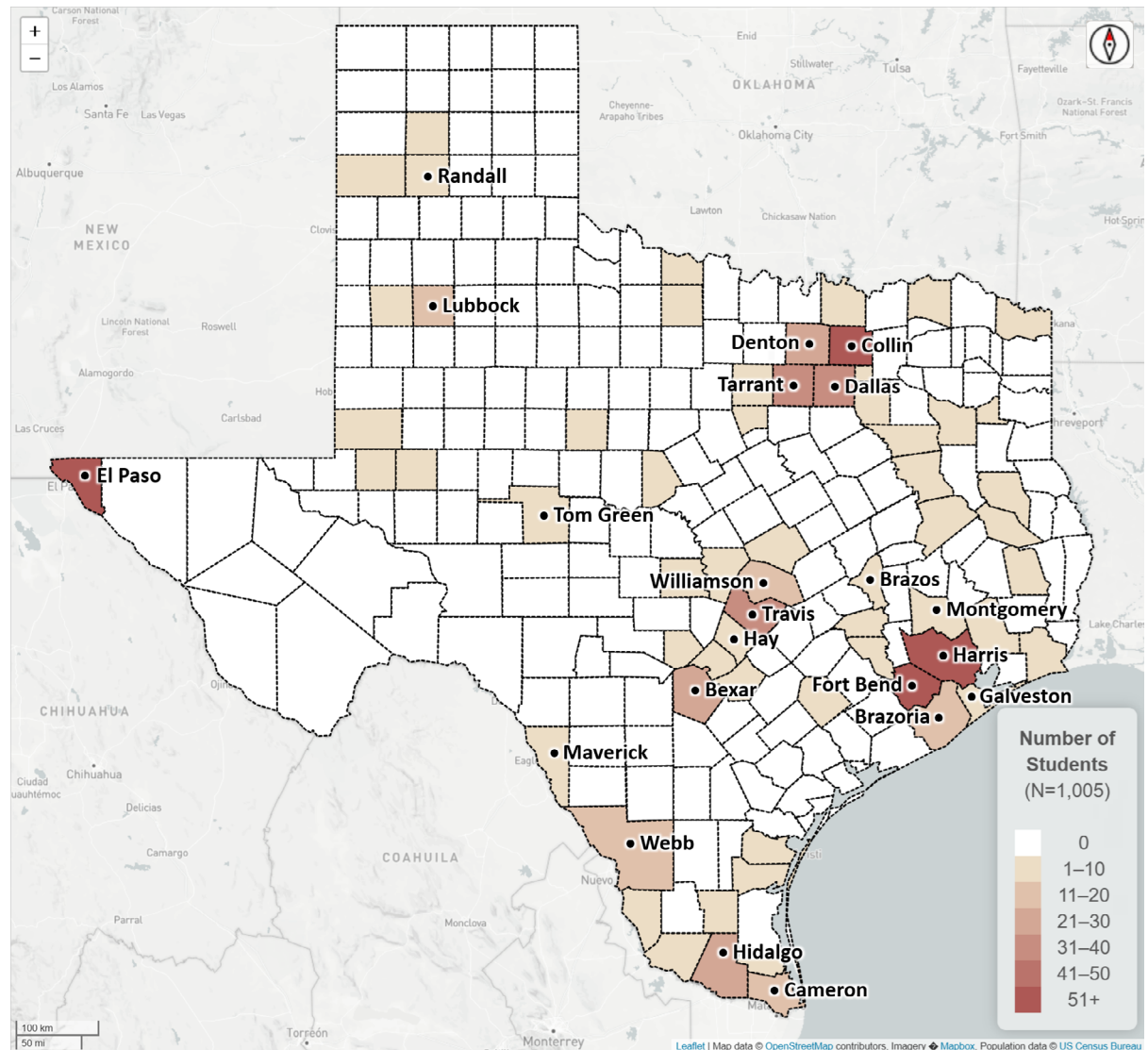
TTUHSC El Paso Students:
Texas Residency Status by County, Fall 2025

Texas Counties	Students	
	N	%
El Paso	432	43.0%
Harris	83	8.3%
Collin	62	6.2%
Fort Bend	55	5.5%
Dallas	39	3.9%
Travis	39	3.9%
Tarrant	36	3.6%
Denton	29	2.9%
Bexar	28	2.8%
Hidalgo	28	2.8%
Williamson	17	1.7%
Lubbock	16	1.6%
Webb	12	1.2%
Brazoria	11	1.1%
Cameron	11	1.1%
Maverick	7	0.7%
Galveston	7	0.7%
Randall	6	0.6%
Montgomery	6	0.6%
Tom Green	6	0.6%
Hays	6	0.6%
Brazos	5	0.5%
McLennan	5	0.5%
Other	59	5.9%
Total Texas Residents	1005	100.0%

Source: PLFSOM AMP; FGSBS Recruit; GGHSON Recruit, Fall 2025.

Note: Based on permanent address provided at time of application.

^a Counties with N ≥ 5 are named.



^a Counties with N ≥ 5 are named.



Gayle Greve Hunt School of Nursing

GGHSON Incoming Enrollment, Fall Terms

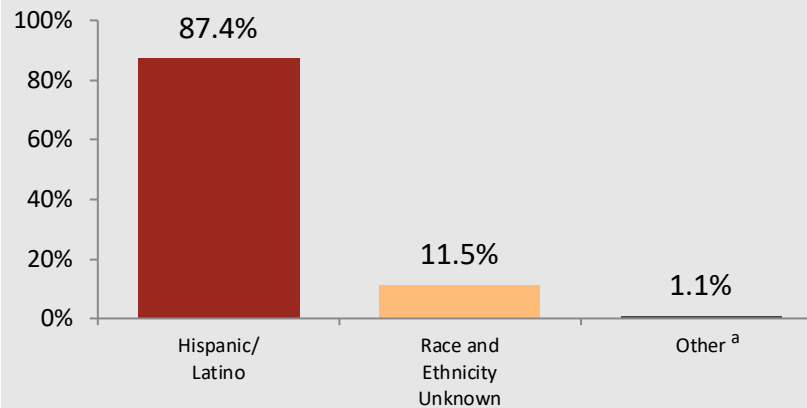
GGHSON Incoming Enrollment
Fall 2025

87

GGHSON Total Enrollment
Fall 2025

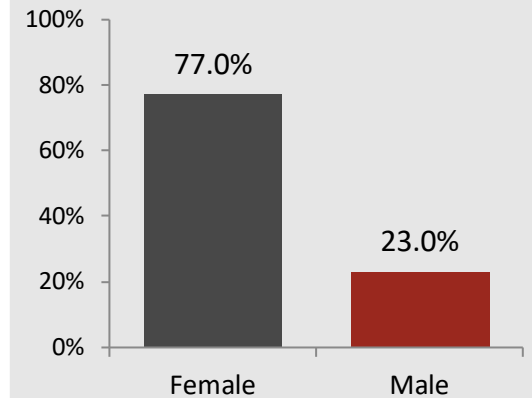
265

GGHSON Incoming Enrollment by Race/Ethnicity, Fall 2025



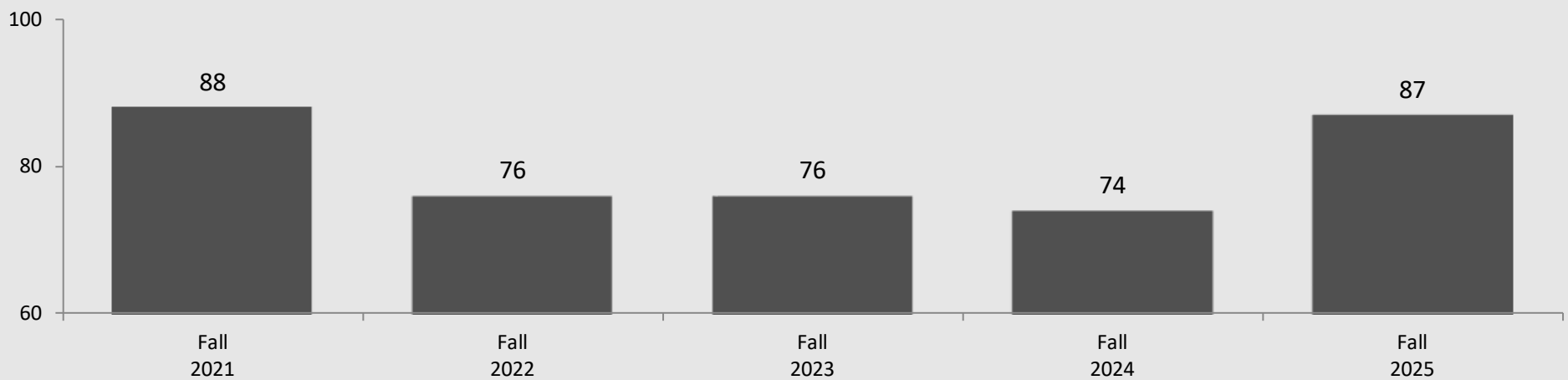
Source: IPEDS Enrollment Survey, Fall 2025.
Other^a Includes categories with counts lower than five.
N = 74

GGHSON Incoming Class by Gender, Fall 2025



Source: IPEDS Enrollment Survey, Fall 2025.
N = 74

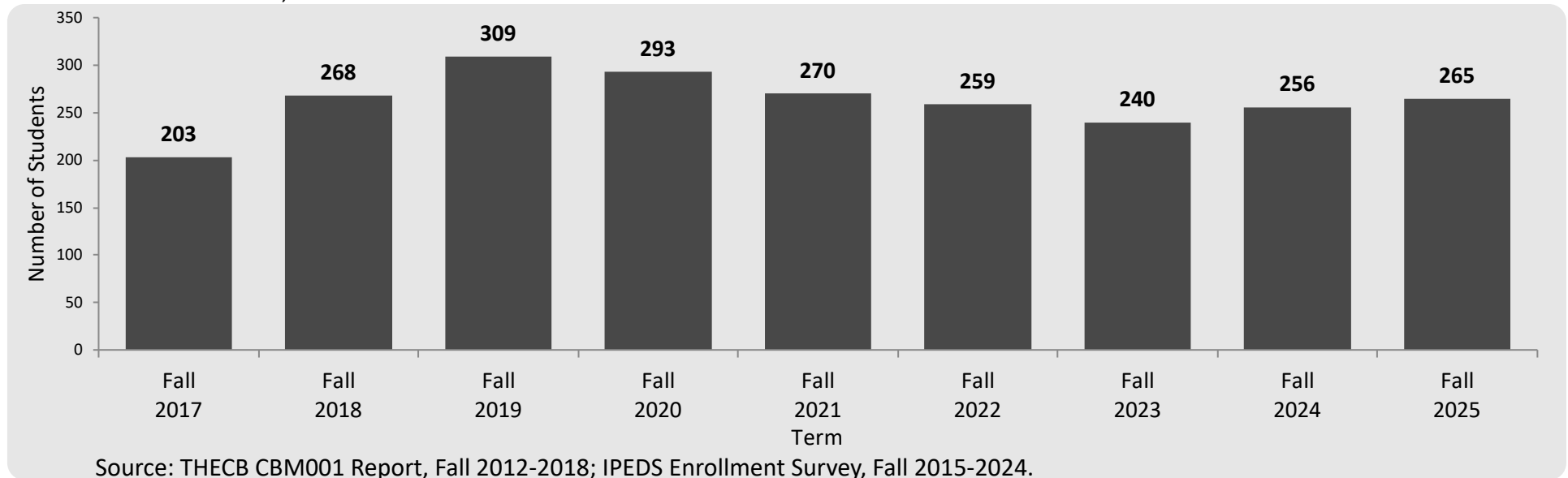
GGHSON Incoming Enrollment, Fall 2021-2025



Source: IPEDS Enrollment Survey, Fall 2021-2025.

GGHSON Enrollment by Program/Program Track, Fall 2015-2024

GGHSON Total Enrollment, Fall 2017-2025



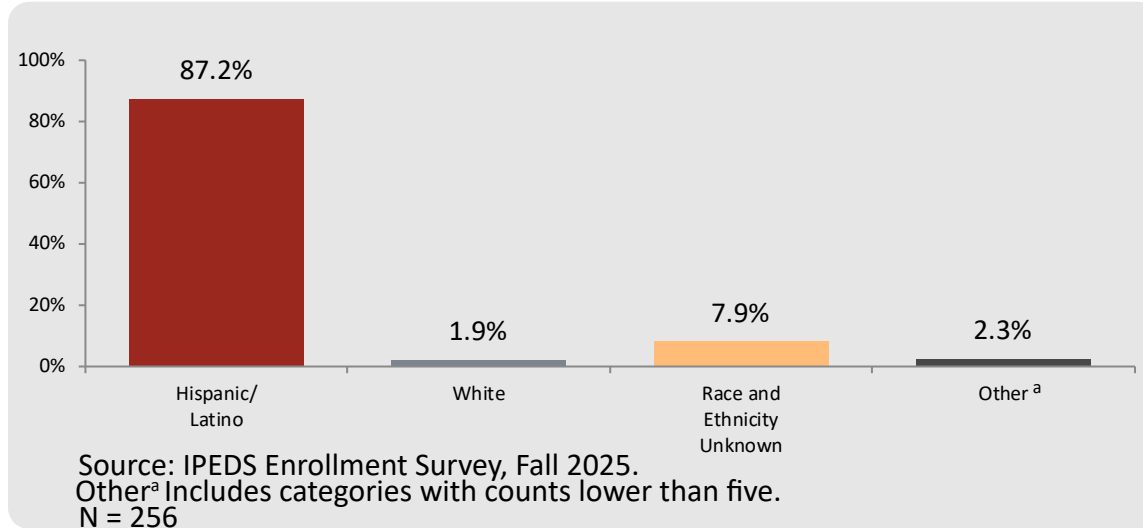
GGHSON Total Enrollment by Program/Program Track, Fall 2017-2025

Program/Program Track	Fall 2017	Fall 2018	Fall 2019	Fall 2020	Fall 2021	Fall 2022	Fall 2023	Fall 2024	Fall 2025
Accelerated BSN Program	157	197	232	232	222	232	216	229	240
R.N. to B.S.N Program	40	50	46	56	44	25	19	13	9
Concurrent Enrollment Nursing Program	6	17	22	0	1	1	0	0	0
Post-Baccalaureate Nursing Leadership Certificate	-	-	-	-	-	-	-	1	0
Master of Science in Nursing	-	4	9	5	3	1	5	13	16
Traditional	-	-	-	-	-	-	-	-	-
Nursing Second Degree	-	-	-	-	-	-	-	-	-
Total	203	268	309	293	270	259	240	256	265

Source: Texas Higher Education Coordinating Board (THECB) CBM001 Student Report, Fall 2015-2017; Integrated Postsecondary Education Data System (IPEDS) Enrollment Survey, Fall 2018-2025.

GGHSON Total Enrollment by Race/Ethnicity

GGHSON Total Enrollment by Race/Ethnicity, Fall 2025



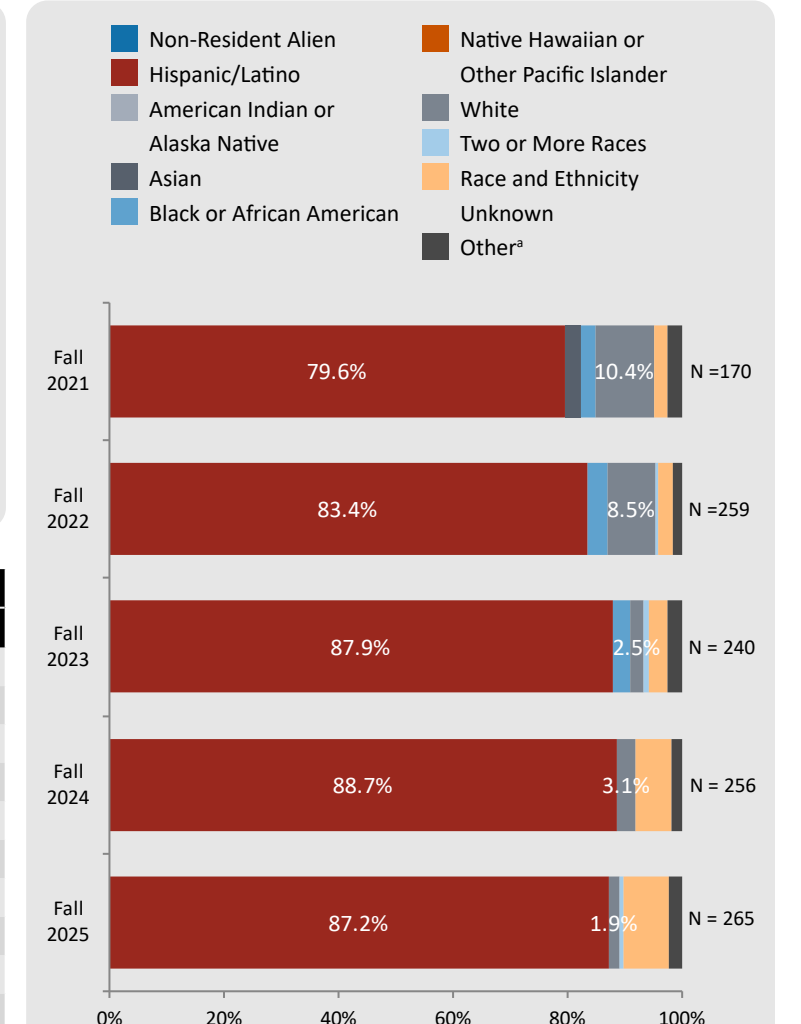
GGHSON Total Enrollment by Race/Ethnicity, Fall 2025

Race/Ethnicity	Total GGHSON	
	N	%
Non-Resident Alien	0	0.0%
Hispanic/Latino	231	87.2%
American Indian or Alaska Native	0	0.0%
Asian	0	0.0%
Black or African American	0	0.0%
Native Hawaiian or Other Pacific Islander	0	0.0%
White	5	1.9%
Two or More Races	2	0.8%
Race and Ethnicity Unknown	21	7.9%
Other ^a	6	2.3%
Total	265	100.0%

Source: Integrated Postsecondary Education Data System (IPEDS) Enrollment Survey, Fall 2025.

^aIncludes categories with counts lower than five.

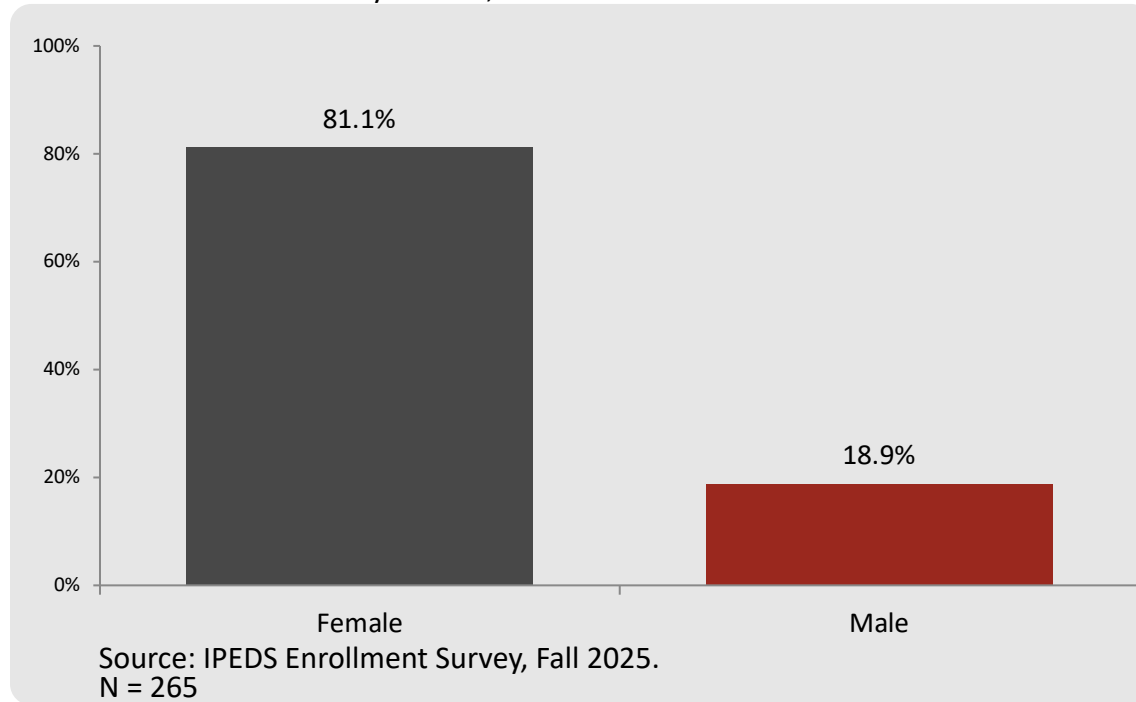
GGHSON Tot. Enrollment by Race/Ethnicity, Fall 2020-2025



Source: IPEDS Enrollment Survey, Fall 2021-2025.
Other^a Includes categories with counts lower than five.

GGHSON Total Enrollment by Gender

GGHSON Total Enrollment by Gender, Fall 2025

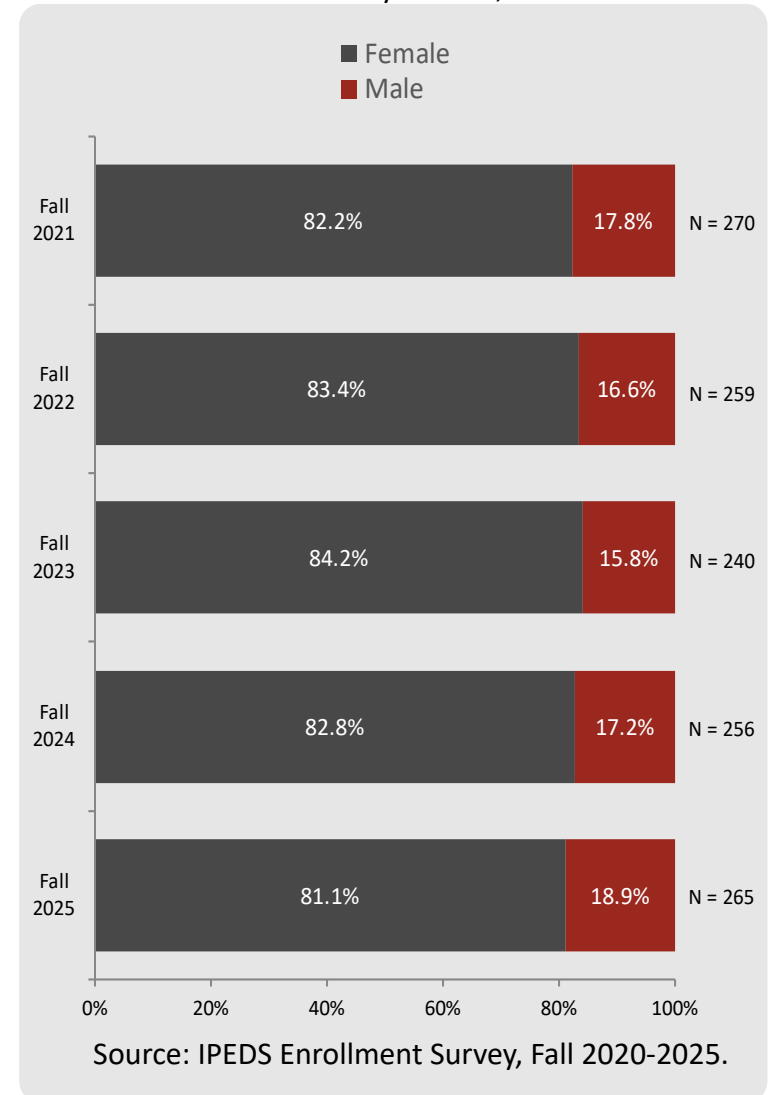


GGHSON Total Enrollment by Gender, Fall 2025

Gender	Total GGHSON	
	N	%
Female	215	81.1%
Male	50	18.9%
Total	265	100.0%

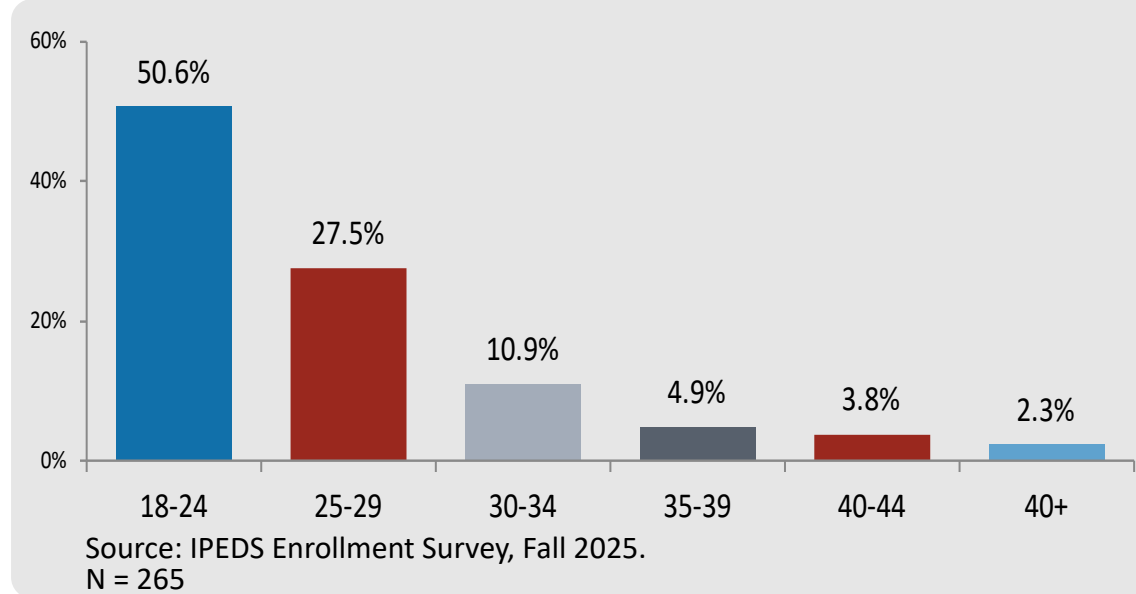
Source: Integrated Postsecondary Education Data System (IPEDS) Enrollment Survey, Fall 2025.

GGHSON Total Enrollment by Gender, Fall 2020-2025



GGHSON Total Enrollment by Age Group

GGHSON Total Enrollment by Age Group, Fall 2025

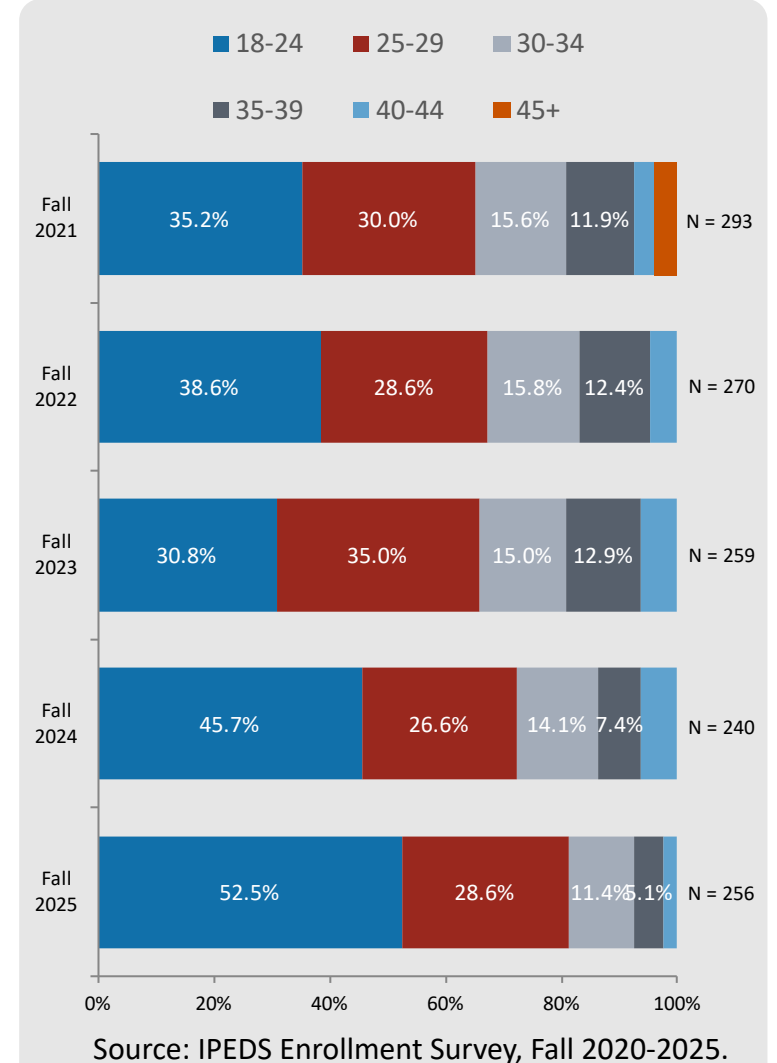


GGHSON Total Enrollment by Age Group, Fall 2025

Age Group	Total GGHSON	
	N	%
18-24	134	50.6%
25-29	73	27.5%
30-34	29	10.9%
35-39	13	4.9%
40-44	10	3.8%
45+	6	2.3%
Total	265	100.0%

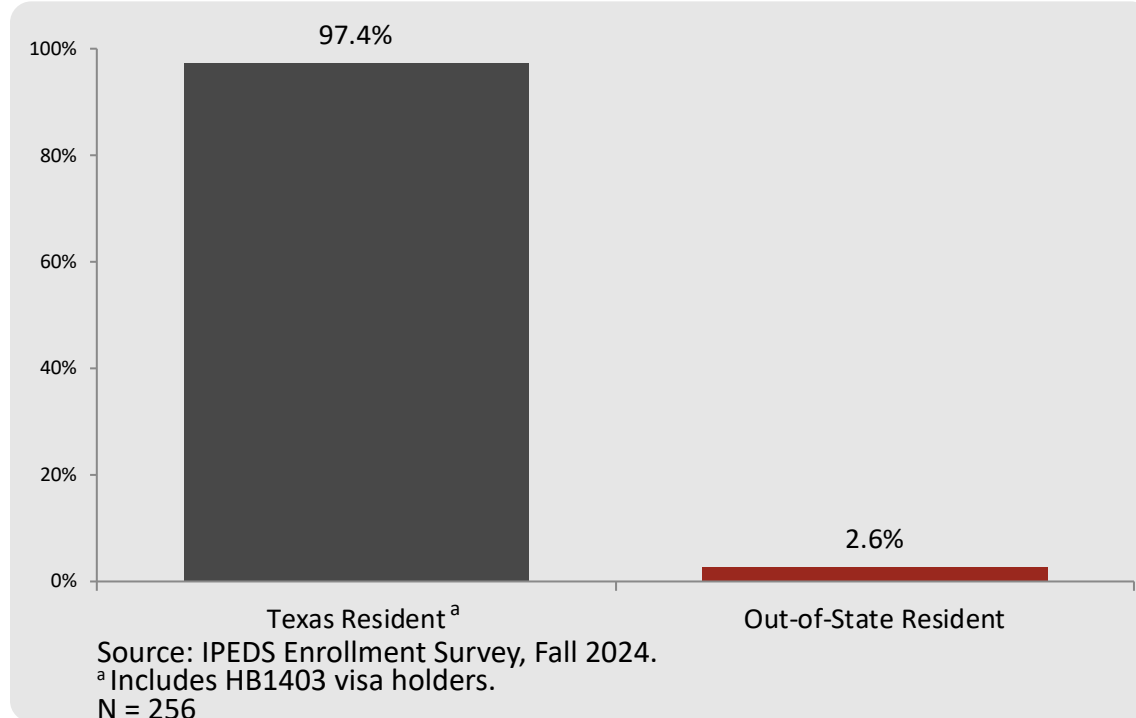
Source: Integrated Postsecondary Education Data System (IPEDS) Enrollment Survey, Fall 2025.

GGHSON Total Enrollment by Age Group, Fall 2020-2025



GGHSON Total Enrollment by Residency Status

GGHSON Total Enrollment by Residency Status, Fall 2025



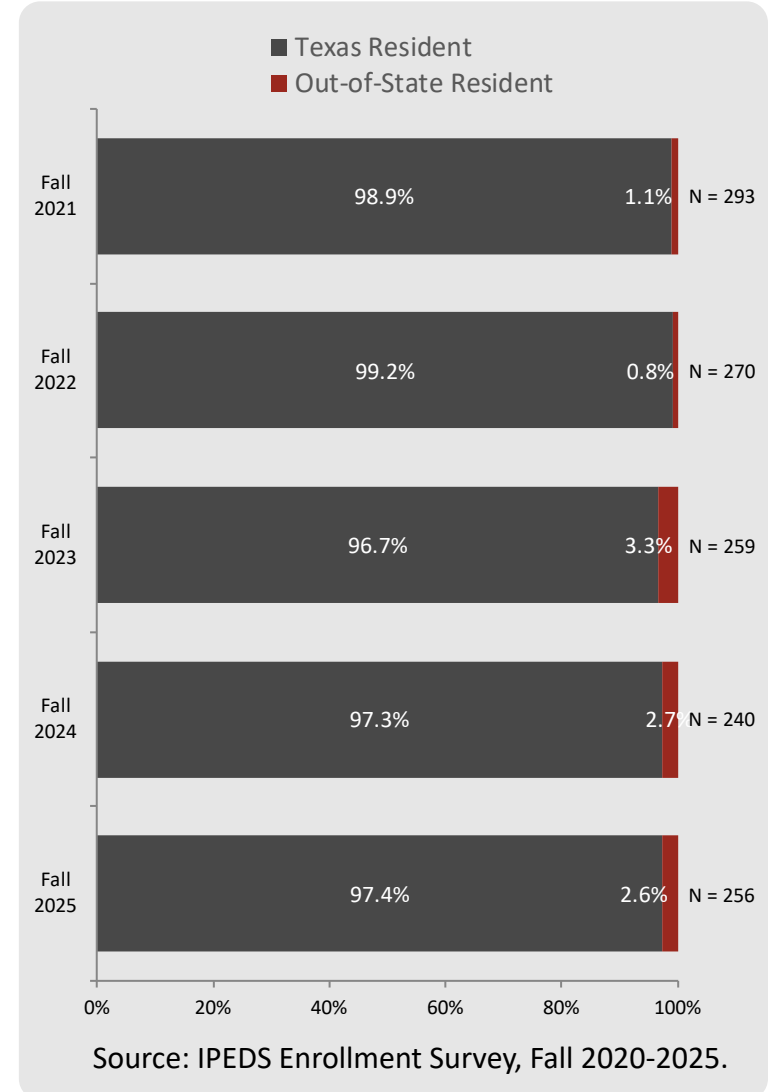
GGHSON Total Enrollment by Residency Status, Fall 2025

Residency Status	Total GGHSON	
	N	%
Texas Resident ^a	258	97.4%
Out-of-State Resident	7	2.6%
Total	265	100.0%

Source: Integrated Postsecondary Education Data System (IPEDS) Enrollment Survey, Fall 2025.

^aIncludes HB1403 visa holders.

GGHSON Total Enrollment by Residency Status, Fall 2020-2025





L. Frederick Francis Graduate School of Biomedical Sciences

FGSBS Incoming Enrollment, Fall Terms

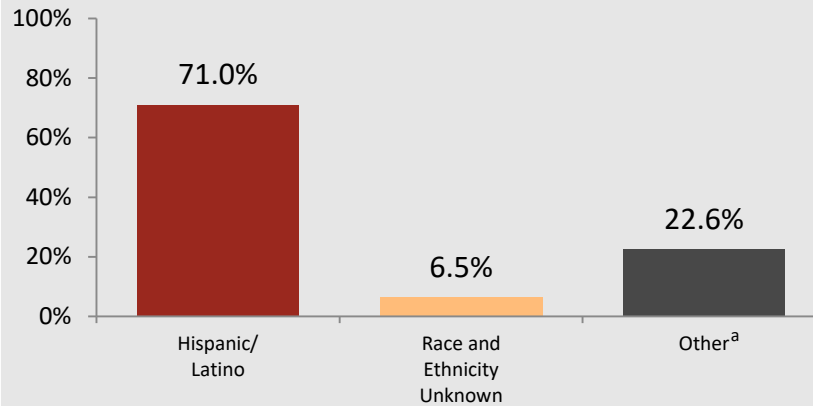
FGSBS Incoming Enrollment
Fall 2025

31

FGSBS Total Enrollment
Fall 2025

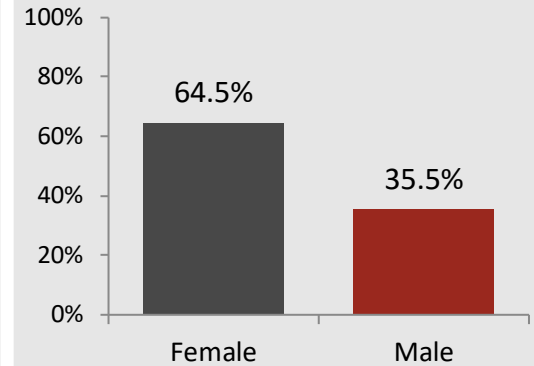
52

FGSBS Incoming Enrollment by Race/Ethnicity, Fall 2025



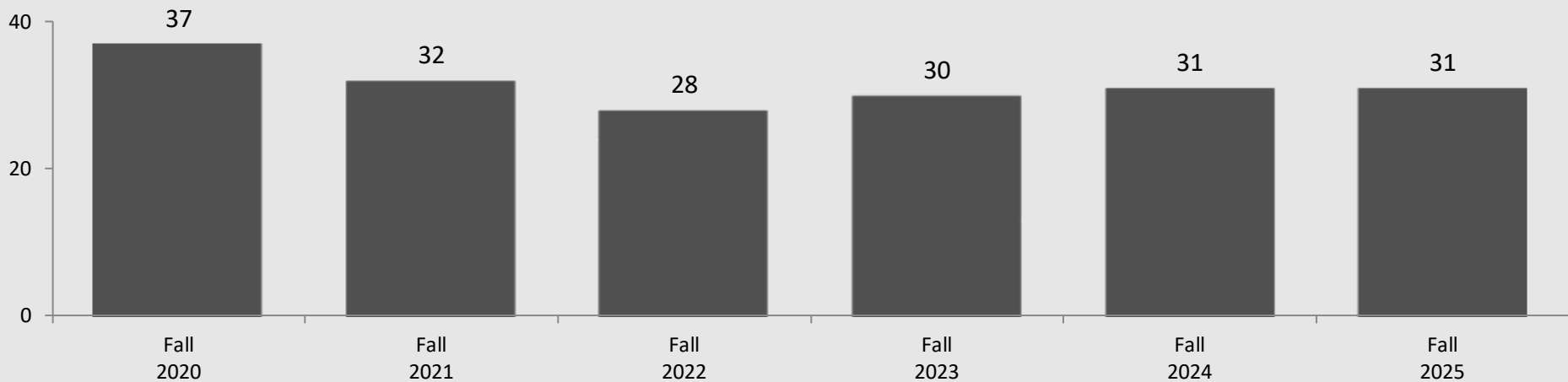
Source: IPEDS Enrollment Survey, Fall 2025. N = 52
Other^a Includes categories with counts lower than five.

FGSBS Incoming Class by Gender, Fall 2025



Source: IPEDS Enrollment Survey, Fall 2024.
N = 52

FGSBS Incoming Enrollment, Fall 2021-2025



Source: IPEDS Enrollment Survey, Fall 2020-2024.

FGSBS Enrollment, Fall 2021-2025

FGSBS Total Enrollment by Program, Fall 2021-2025



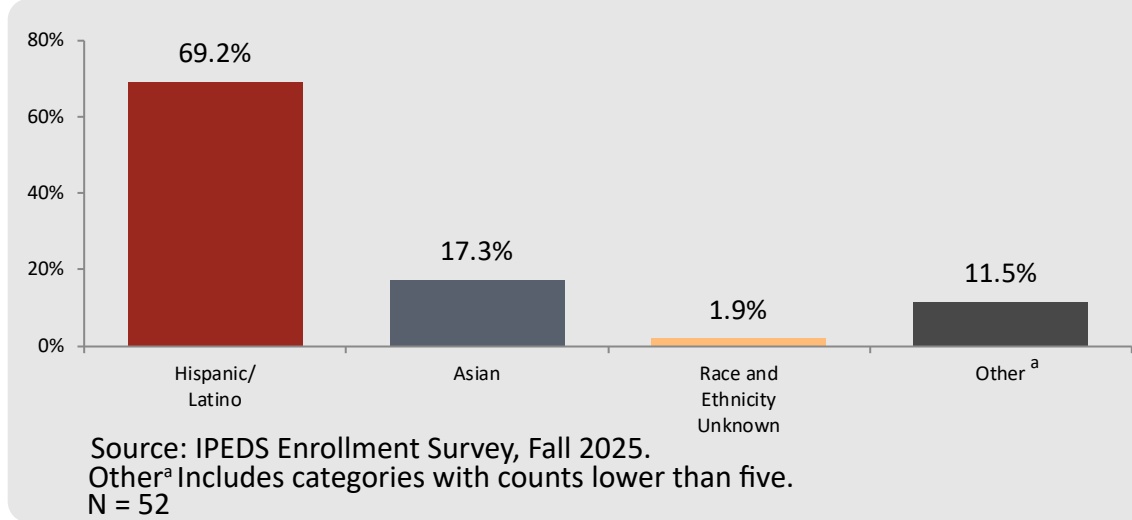
FGSBS Total Enrollment by Program, Fall 2021-2025

Program	Fall 2021	Fall 2022	Fall 2023	Fall 2024	Fall 2025
Post-Baccalaureate Certificate	8	6	9	7	7
M.S. in Biomedical Sciences	45	40	38	43	45
Total	53	46	47	50	52

Source: THECB CBM001 Report, Fall 2018; IPEDS Enrollment Survey, Fall 2021-2025.

FGSBS Total Enrollment by Race/Ethnicity

FGSBS Total Enrollment by Race/Ethnicity, Fall 2025

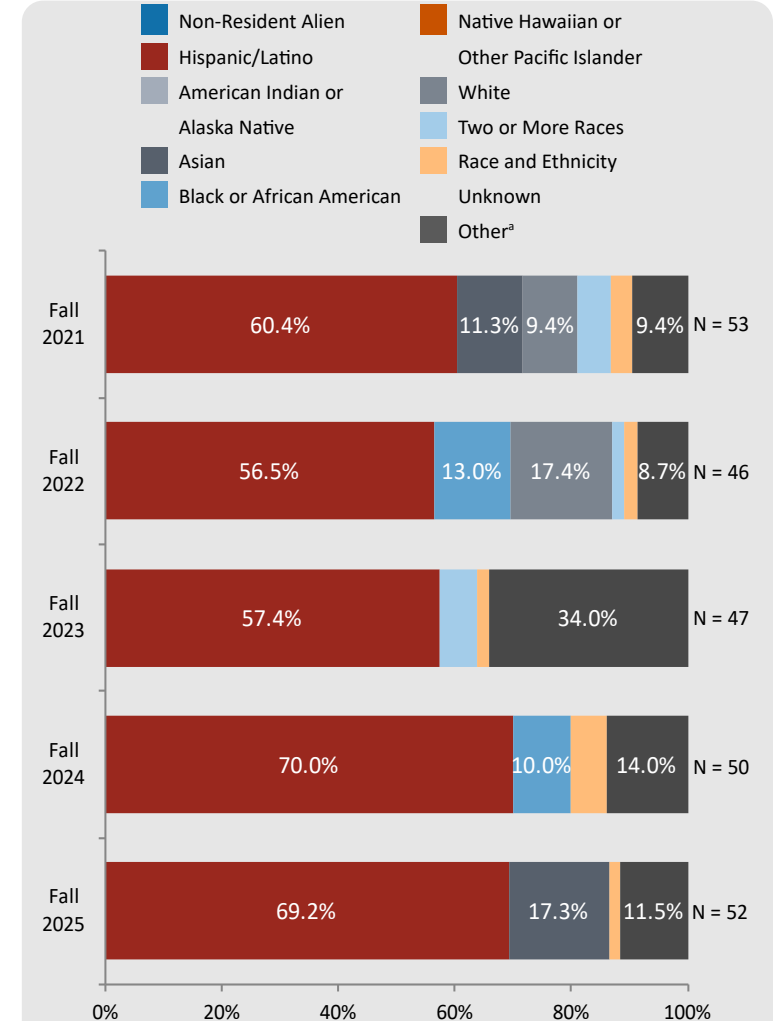


FGSBS Total Enrollment by Race/Ethnicity, Fall 2025

Race/Ethnicity	Total FGSBS	
	N	%
Non-Resident Alien	0	0.0%
Hispanic/Latino	36	69.2%
American Indian or Alaska Native	0	0.0%
Asian	9	17.3%
Black or African American	0	0.0%
Native Hawaiian or Other Pacific Islander	0	0.0%
White	0	0.0%
Two or More Races	0	0.0%
Race and Ethnicity Unknown	1	1.9%
Other ^a	6	11.5%
Total	52	100.0%

Source: Integrated Postsecondary Education Data System (IPEDS) Enrollment Survey, Fall 2025
^a Includes categories with counts lower than five.

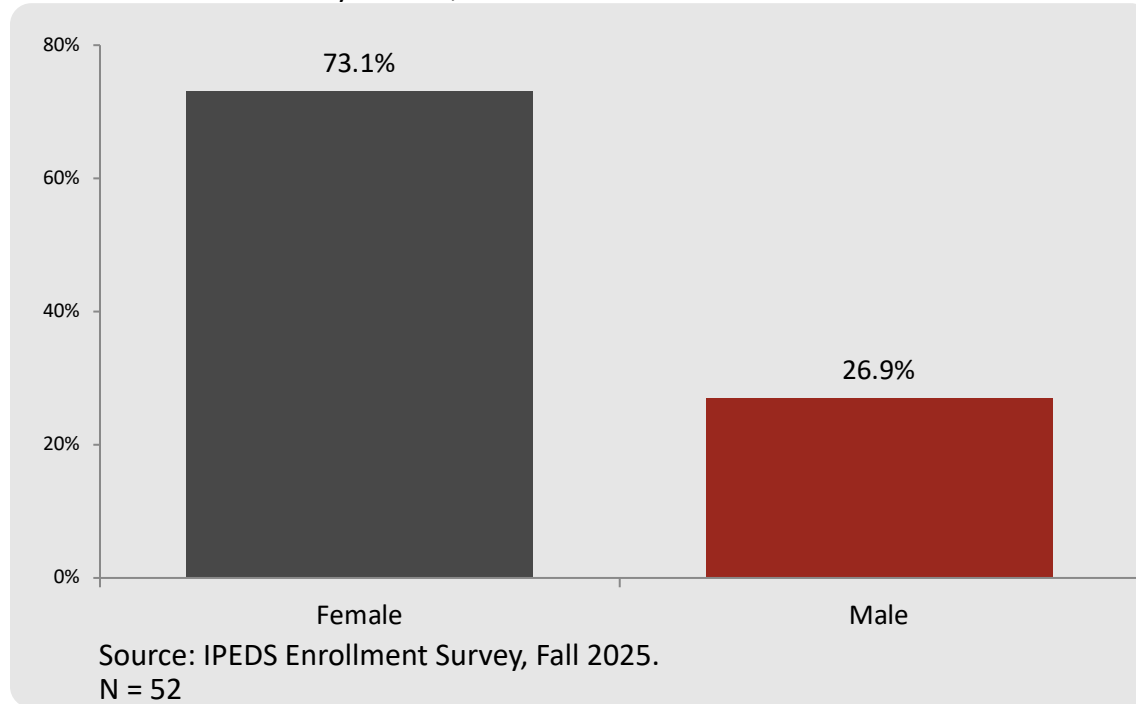
FGSBS Total Enrollment by Race/Ethnicity, Fall 2020-2025



Source: IPEDS Enrollment Survey, Fall 2020-2025.
Other^a Includes categories with counts lower than five.

FGSBS Total Enrollment by Gender

FGSBS Total Enrollment by Gender, Fall 2025

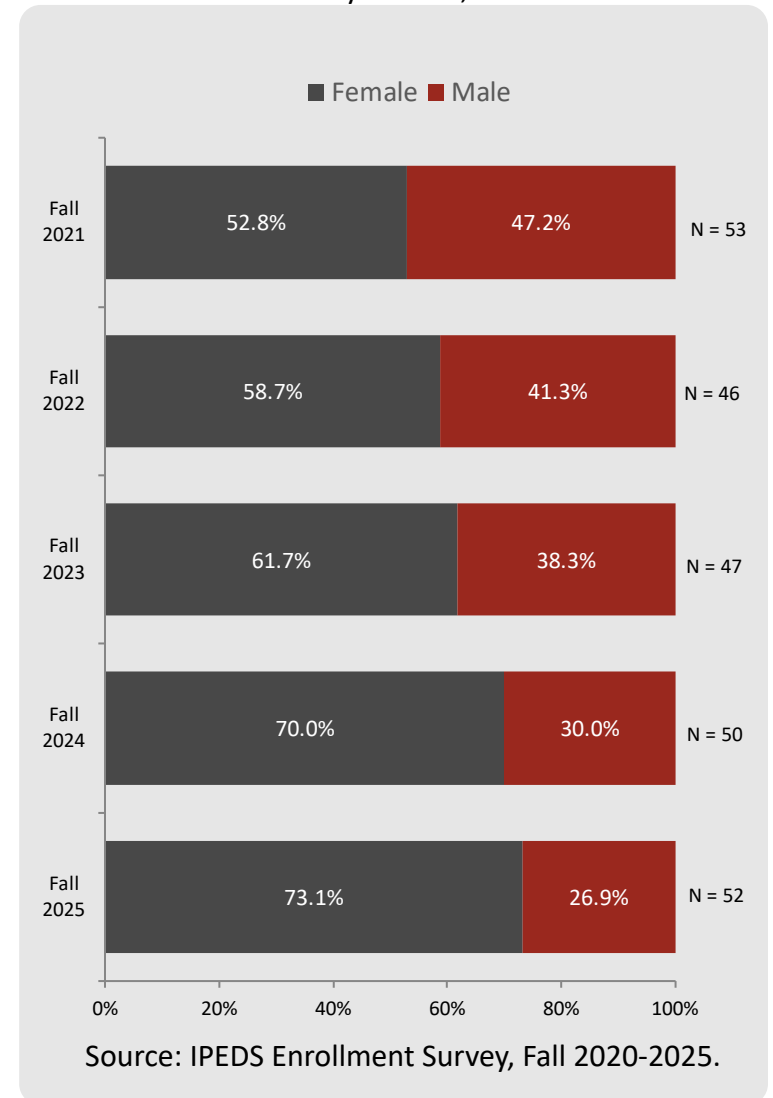


FGSBS Total Enrollment by Gender, Fall 2025

Gender	Total FGSBS	
	N	%
Female	38	73.1%
Male	14	26.9%
Total	52	100.0%

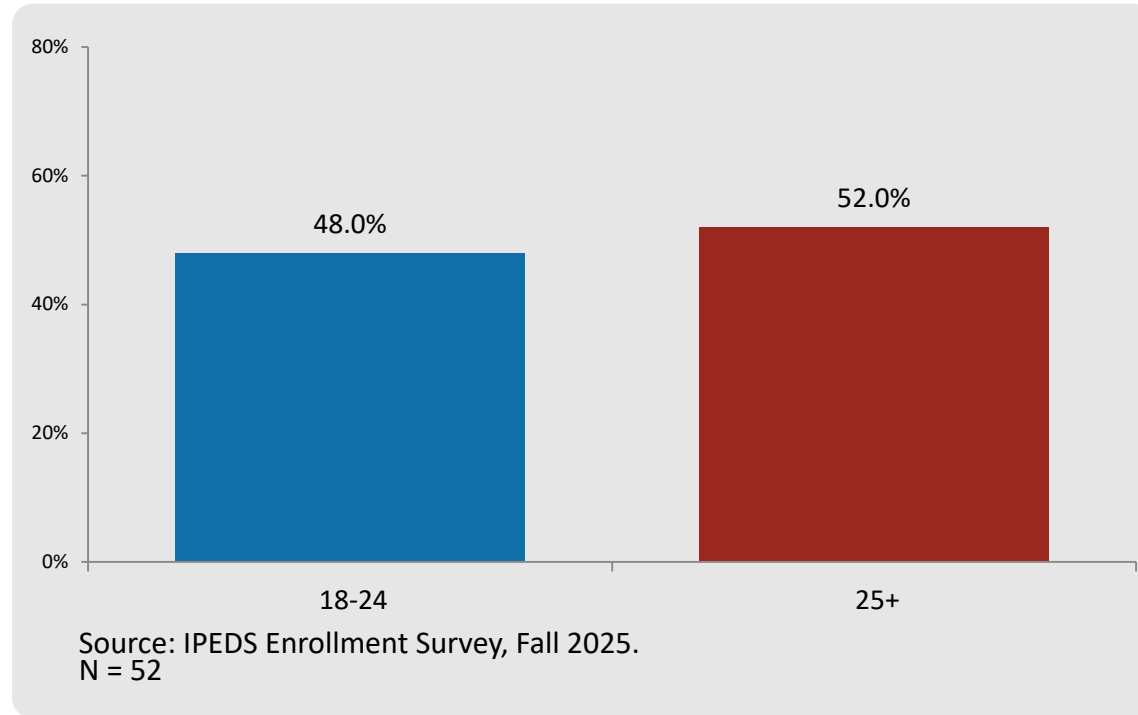
Source: Integrated Postsecondary Education Data System (IPEDS) Enrollment Survey, Fall 2025

FGSBS Total Enrollment by Gender, Fall 2021-2025



FGSBS Total Enrollment by Age Group

FGSBS Total Enrollment by Age Group, Fall 2025

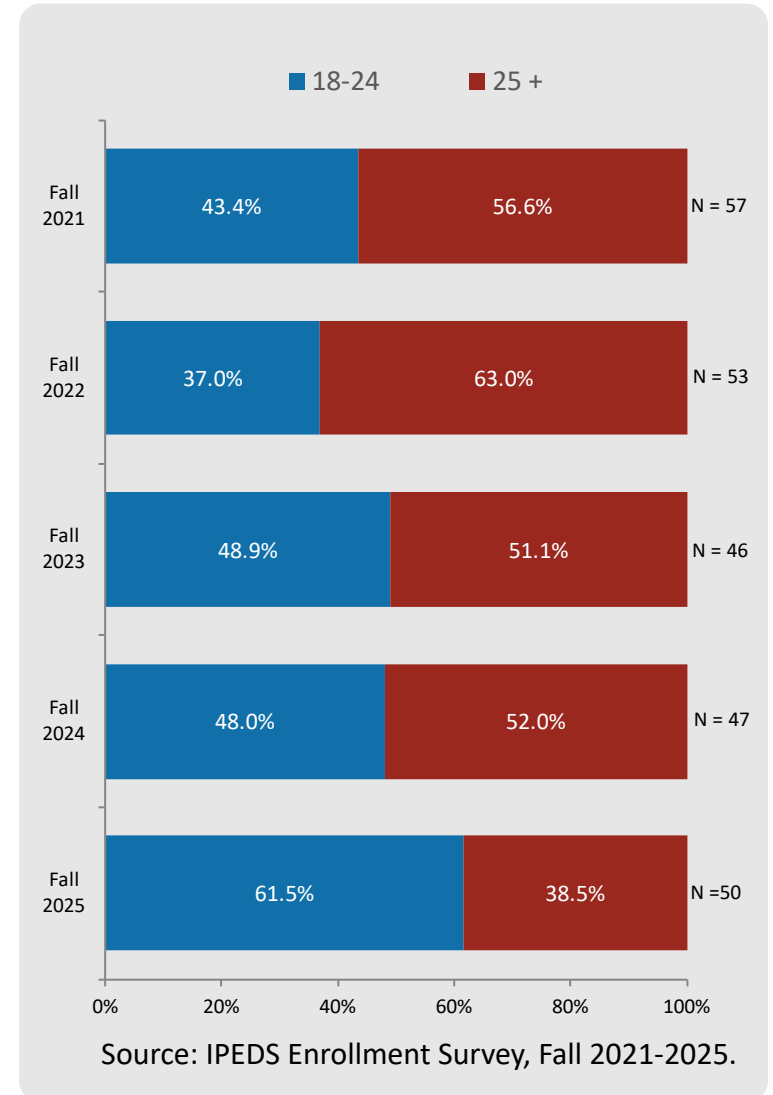


FGSBS Total Enrollment by Age Group, Fall 2025

Age Group	Total FGSBS	
	N	%
18-24	32	61.5%
25+	20	38.5%
Total	52	100.0%

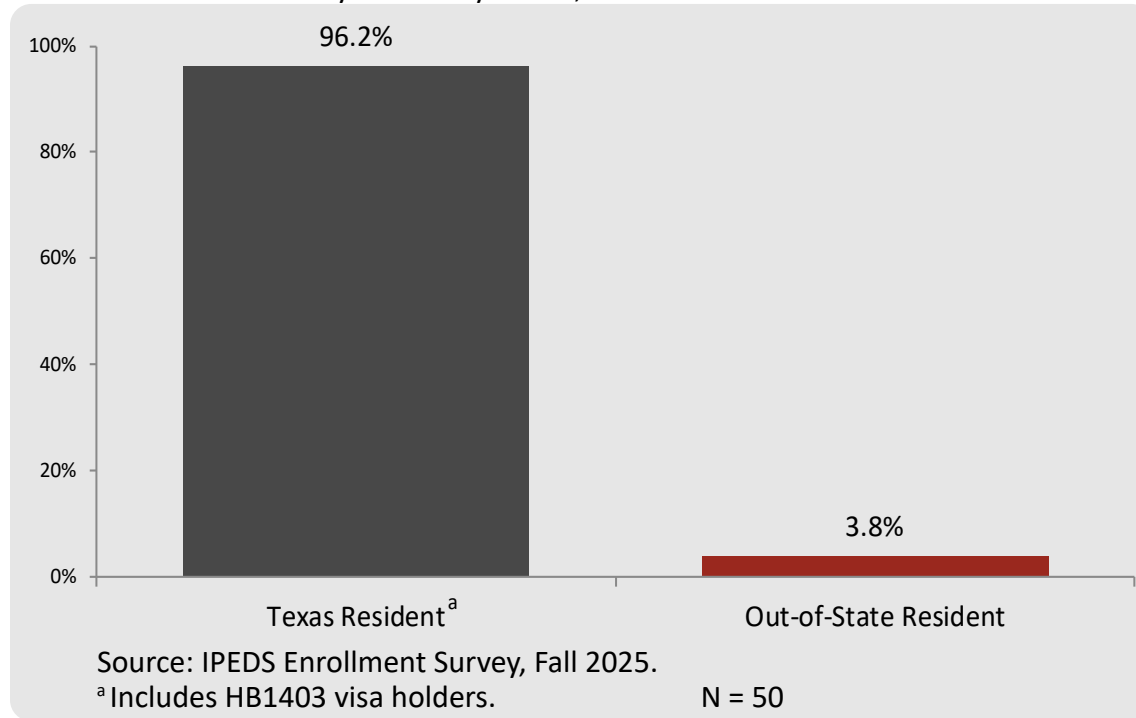
Source: Integrated Postsecondary Education Data System (IPEDS) Enrollment Survey, Fall 2025

FGSBS Total Enrollment by Age Group, Fall 2021-2025



FGSBS Total Enrollment by Residency Status

FGSBS Total Enrollment by Residency Status, Fall 2025

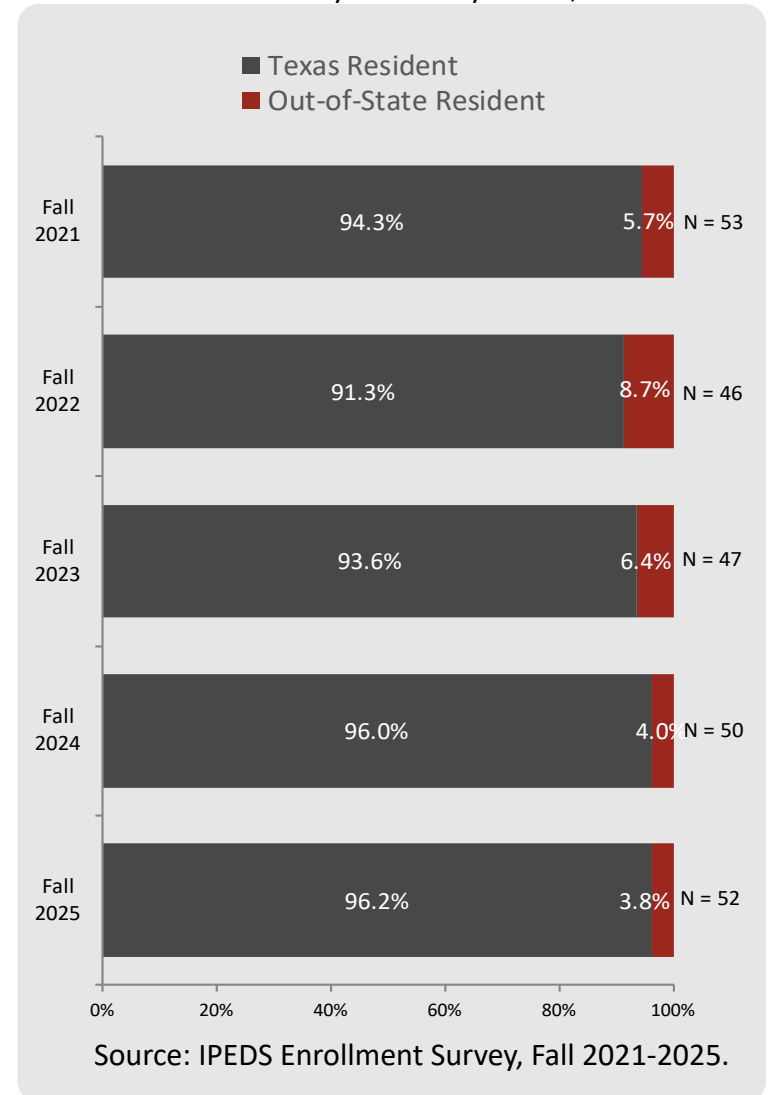


FGSBS Total Enrollment by Residency Status, Fall 2025

Residency Status	Total FGSBS	
	N	%
Texas Resident ^a	50	96.2%
Out-of-State Resident	2	3.8%
Total	52	100.0%

Source: Integrated Postsecondary Education Data System (IPEDS) Enrollment Survey, Fall 2025
^a Includes HB1403 visa holders.

FGSBS Total Enrollment by Residency Status, Fall 2021-2025





Paul L. Foster School of Medicine

PLFSOM Incoming Enrollment, Fall Terms

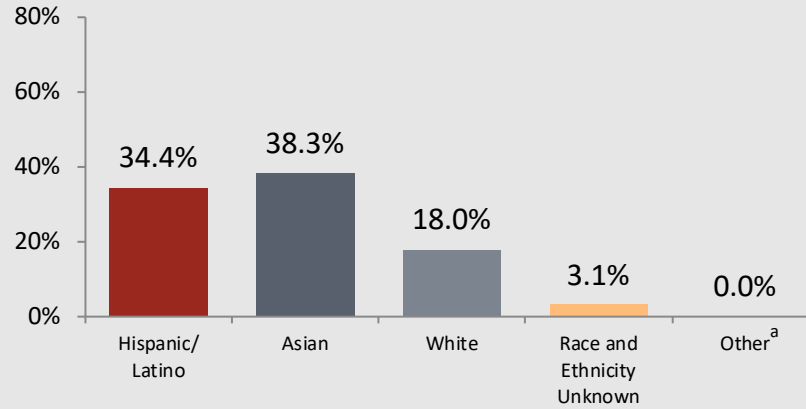
PLFSOM Incoming Enrollment
Fall 2025

128

PLFSOM Total Enrollment
Fall 2025

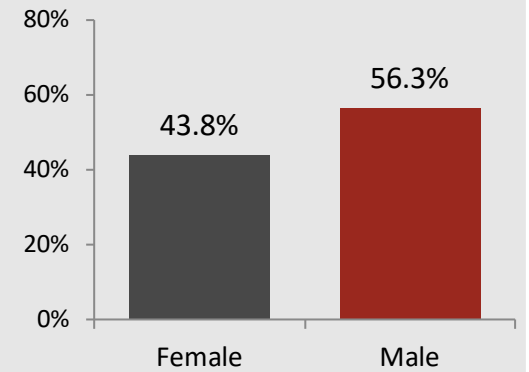
505

PLFSOM Incoming Enrollment by Race/Ethnicity, Fall 2025



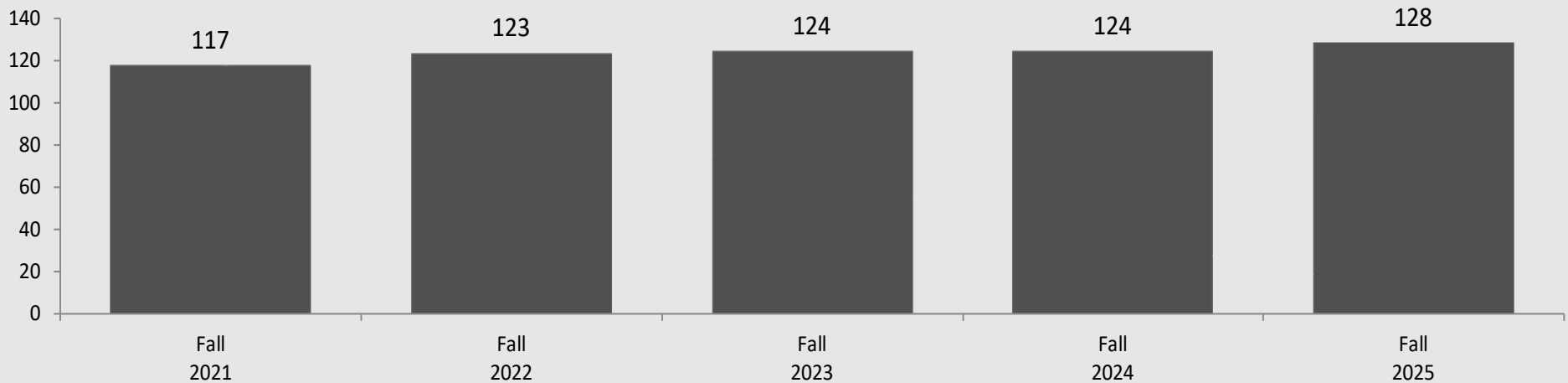
Other^a Includes categories with counts lower than five.
Source: IPEDS Enrollment Survey, Fall 2024.
N = 124

PLFSOM Incoming Class by Gender, Fall 2025



Source: IPEDS Enrollment Survey,
Fall 2025.
N = 124

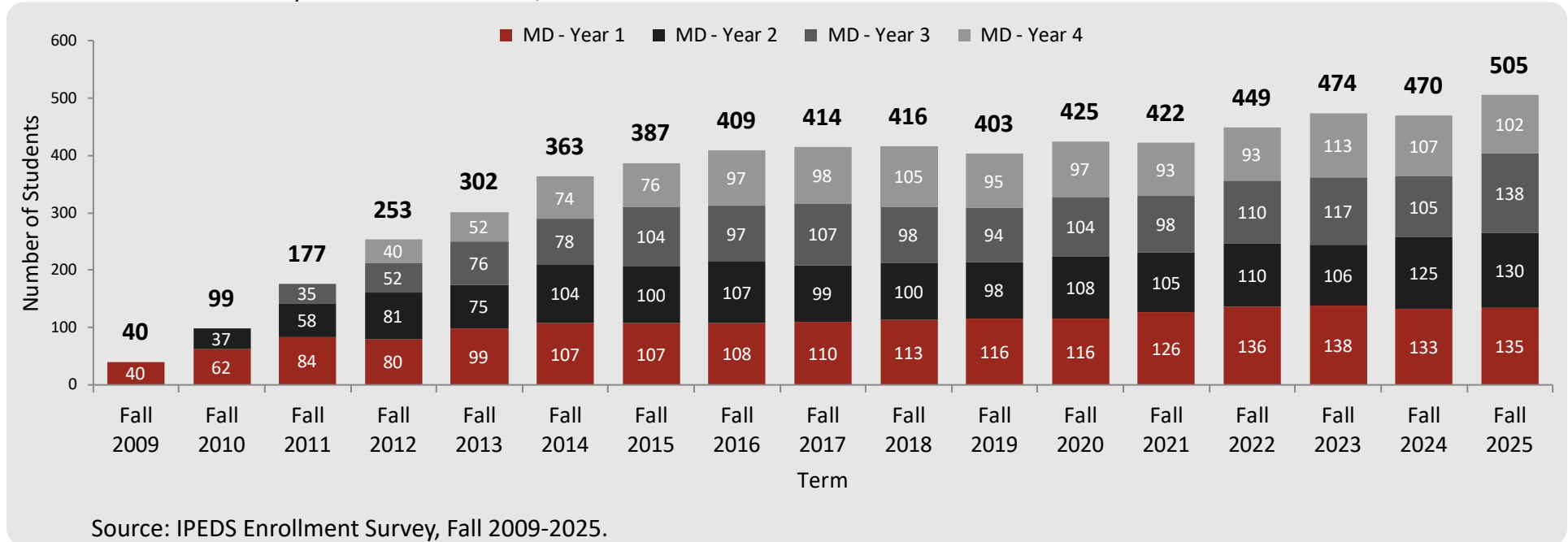
PLFSOM Incoming Enrollment, Fall 2021-2025



Source: IPEDS Enrollment Survey, Fall 2021-2025.

PLFSOM Enrollment by Student Classification, Fall 2009-2024

PLFSOM Total Enrollment by Student Classification, Fall 2009-2025



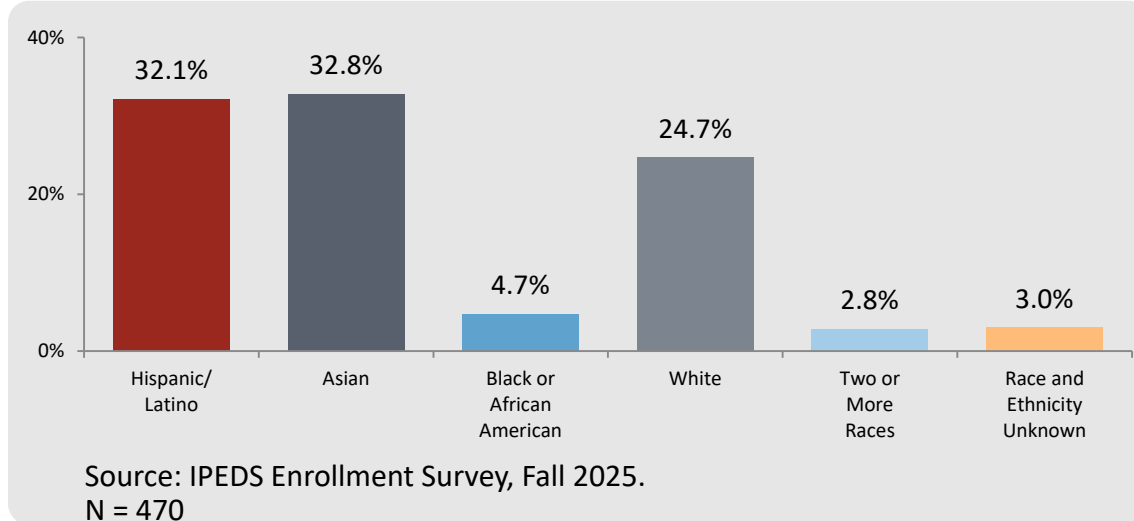
PLFSOM Total Enrollment by Student Classification, Fall 2009-2025

Student Classification	Fall 2009	Fall 2010	Fall 2011	Fall 2012	Fall 2013	Fall 2014	Fall 2015	Fall 2016	Fall 2017	Fall 2018	Fall 2019	Fall 2020	Fall 2021	Fall 2022	Fall 2023	Fall 2024	Fall 2025
MD - Year 1	40	62	84	80	99	107	107	108	110	113	116	116	126	136	138	133	135
MD - Year 2	0	37	58	81	75	104	100	107	99	100	98	108	105	110	106	125	130
MD - Year 3	0	0	35	52	76	78	104	97	107	98	94	104	98	110	117	105	138
MD - Year 4	0	0	0	40	52	74	76	97	98	105	95	97	93	93	113	107	102
Total	40	99	177	253	302	363	387	409	414	416	403	425	422	449	474	470	505

Source: THECB CBM001 Report, Fall 2010-2017; Integrated Postsecondary Education Data System (IPEDS) Enrollment Survey, Fall 2019-2025.

PLFSOM Total Enrollment by Race/Ethnicity

PLFSOM Total Enrollment by Race/Ethnicity, Fall 2025

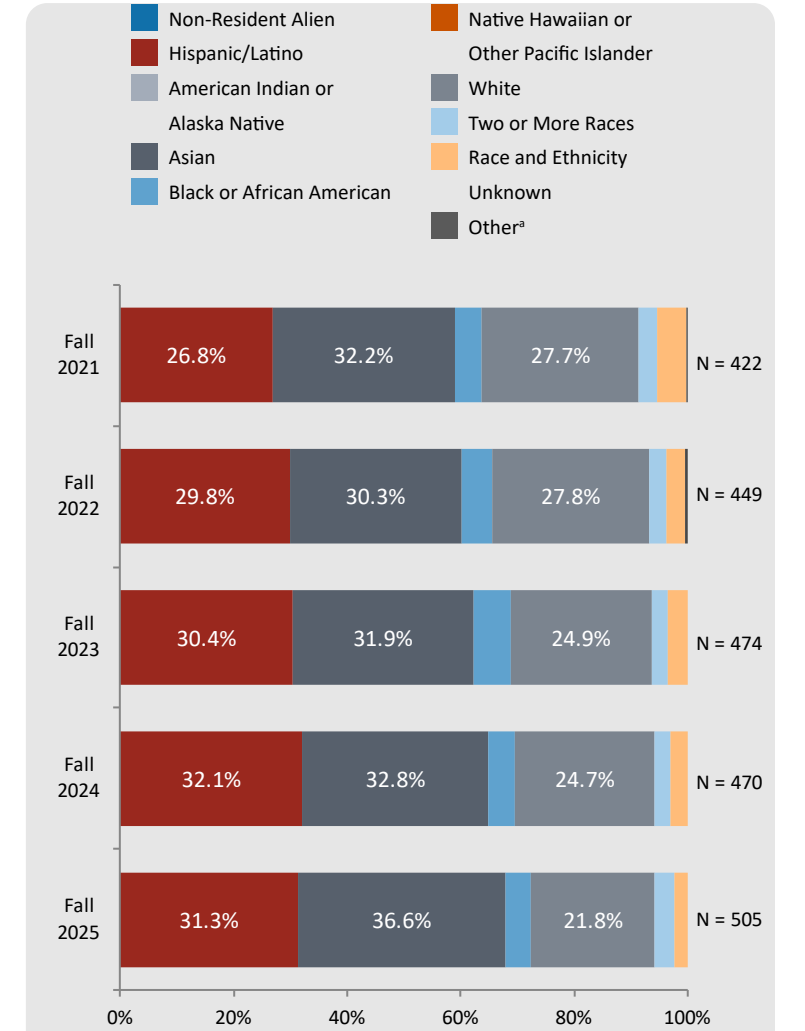


PLFSOM Total Enrollment by Race/Ethnicity, Fall 2025

Race/Ethnicity	Total PLFSOM	
	N	%
Non-Resident Alien	0	0.0%
Hispanic/Latino	158	31.3%
American Indian or Alaska Native	0	0.0%
Asian	185	36.6%
Black or African American	23	4.6%
Native Hawaiian or Other Pacific Islander	0	0.0%
White	110	21.8%
Two or More Races	17	3.4%
Race and Ethnicity Unknown	12	2.4%
Other ^a	0	0.0%
Total	505	100.0%

Source: Integrated Postsecondary Education Data System (IPEDS) Enrollment Survey, Fall 2025.
^a Includes categories with counts lower than five.

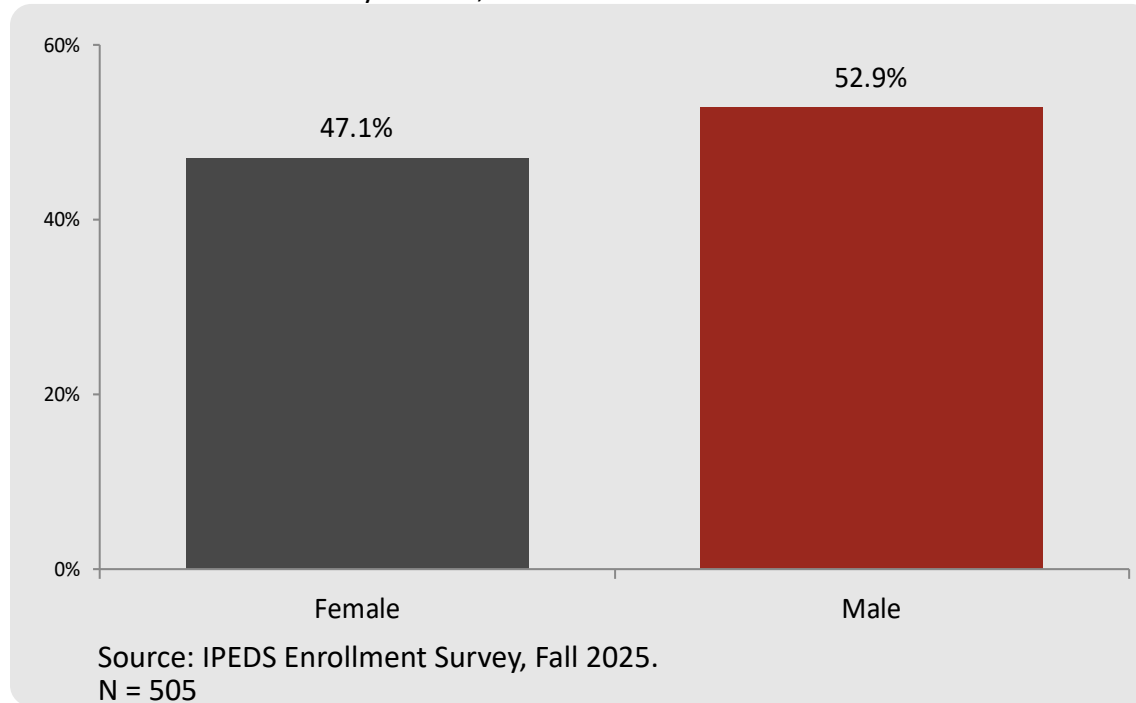
PLFSOM Total Enrollment by Race/Ethnicity, Fall 2021-2025



Source: IPEDS Enrollment Survey, Fall 2021-2025.
Other^a Includes categories with counts lower than five.

PLFSOM Total Enrollment by Gender

PLFSOM Total Enrollment by Gender, Fall 2025

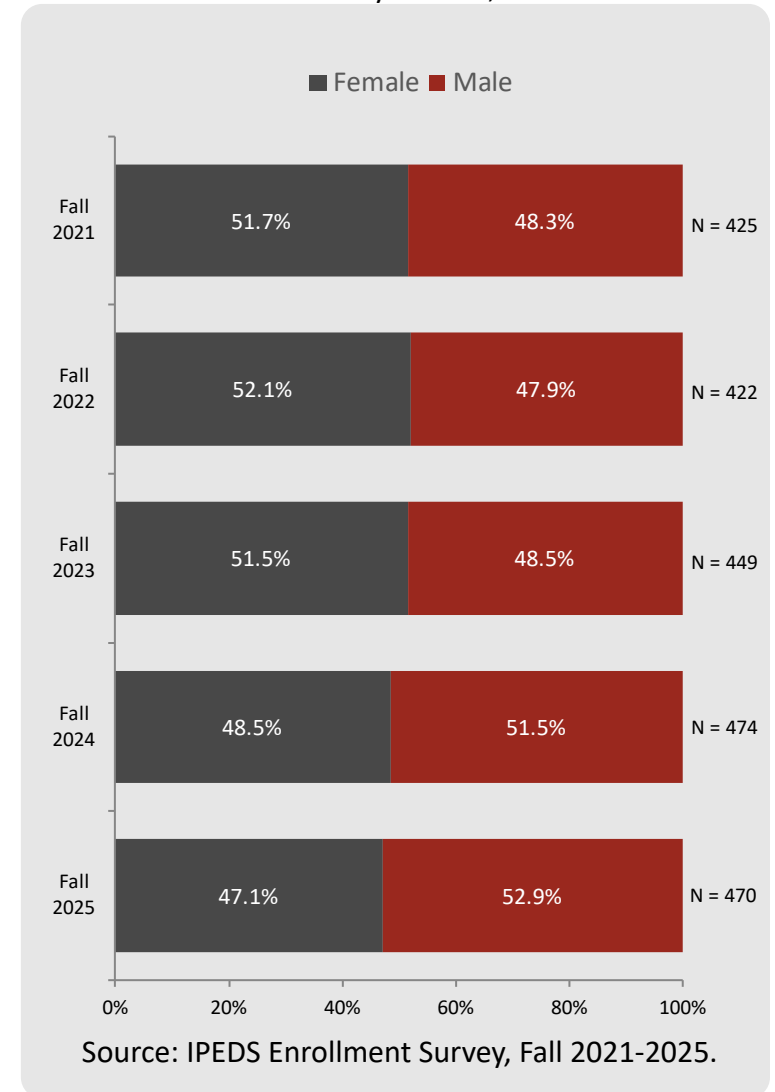


PLFSOM Total Enrollment by Gender, Fall 2025

Gender	Total PLFSOM	
	N	%
Female	238	47.1%
Male	267	52.9%
Total	505	100.0%

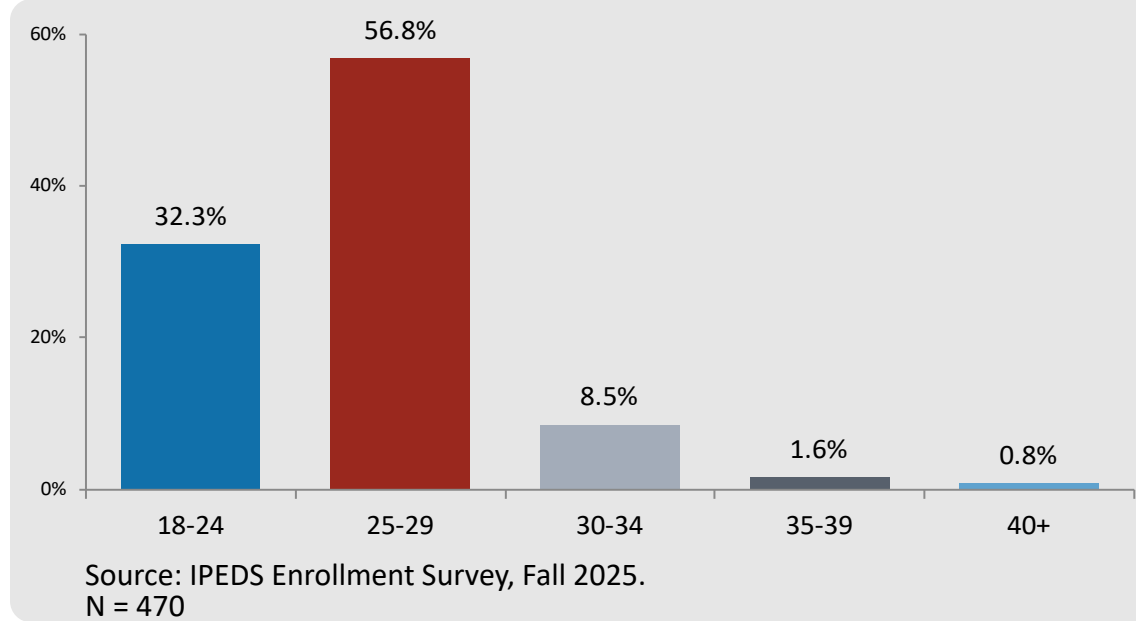
Source: Integrated Postsecondary Education Data System (IPEDS) Enrollment Survey, Fall 2025.

PLFSOM Total Enrollment by Gender, Fall 2021-2025



PLFSOM Total Enrollment by Age Group

PLFSOM Total Enrollment by Age Group, Fall 2025

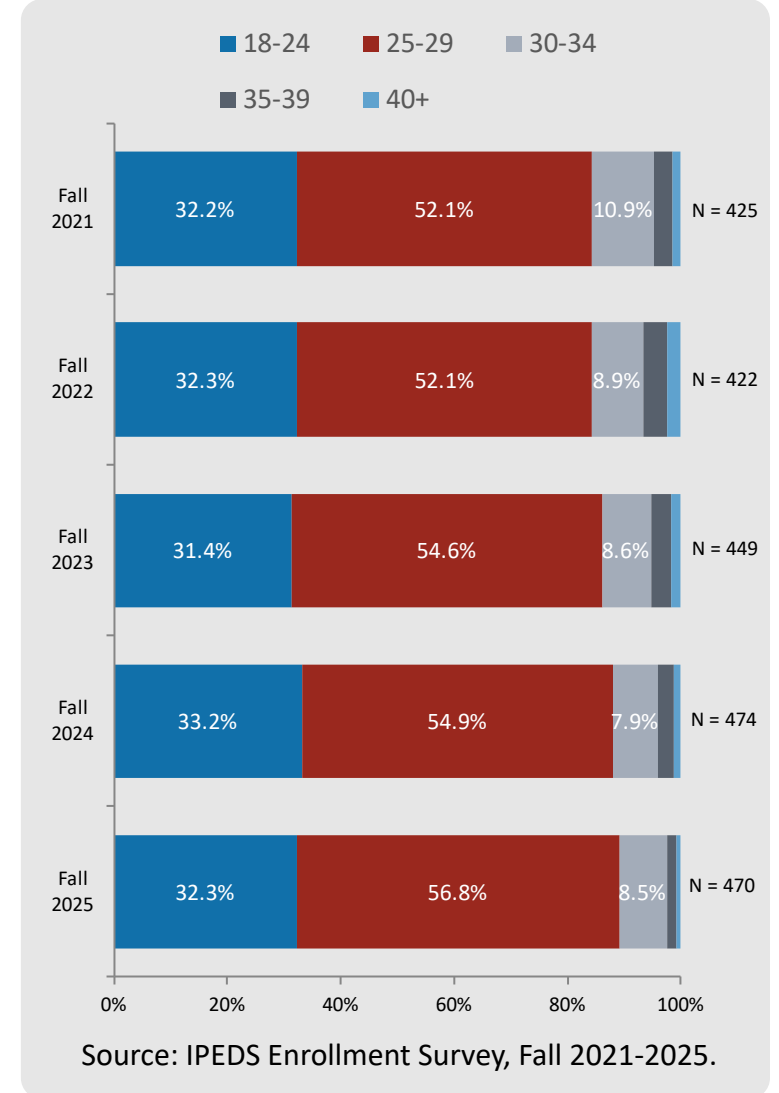


PLFSOM Total Enrollment by Age Group, Fall 2025

Age Group	Total PLFSOM	
	N	%
18-24	163	32.3%
25-29	287	56.8%
30-34	43	8.5%
35-39	8	1.6%
40+	4	0.8%
Total	505	100.0%

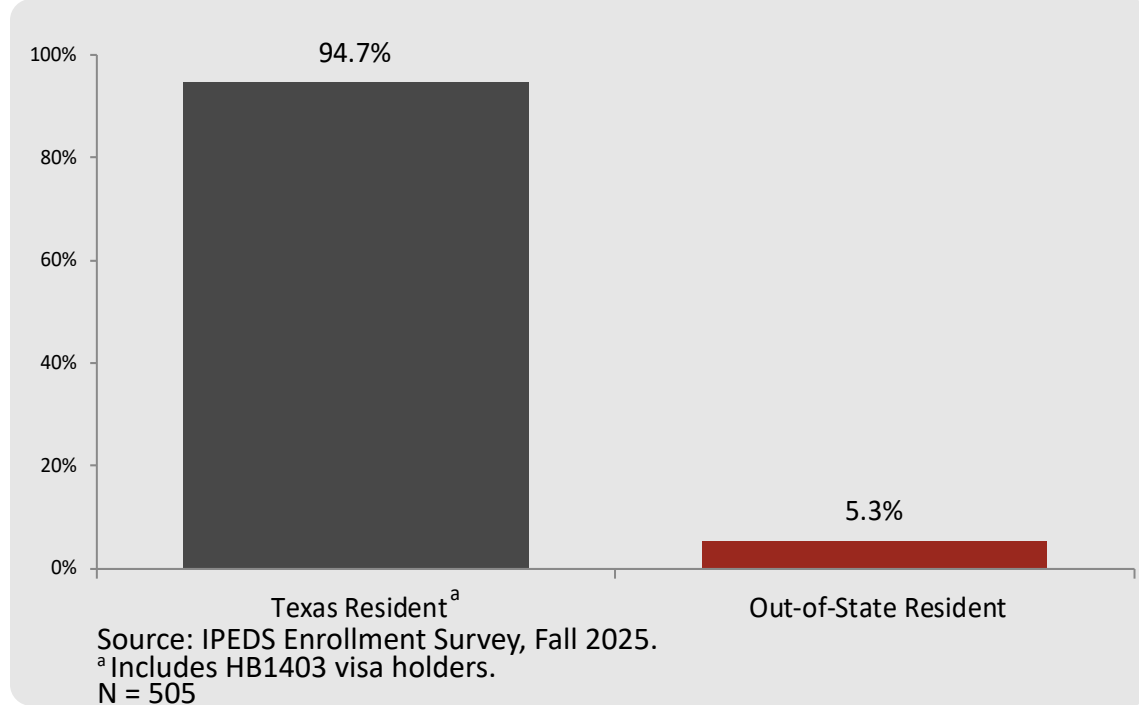
Source: Integrated Postsecondary Education Data System (IPEDS) Enrollment Survey, Fall 2025.

PLFSOM Total Enrollment by Age Group, Fall 2021-2025



PLFSOM Total Enrollment by Residency Status

PLFSOM Total Enrollment by Residency Status, Fall 2025



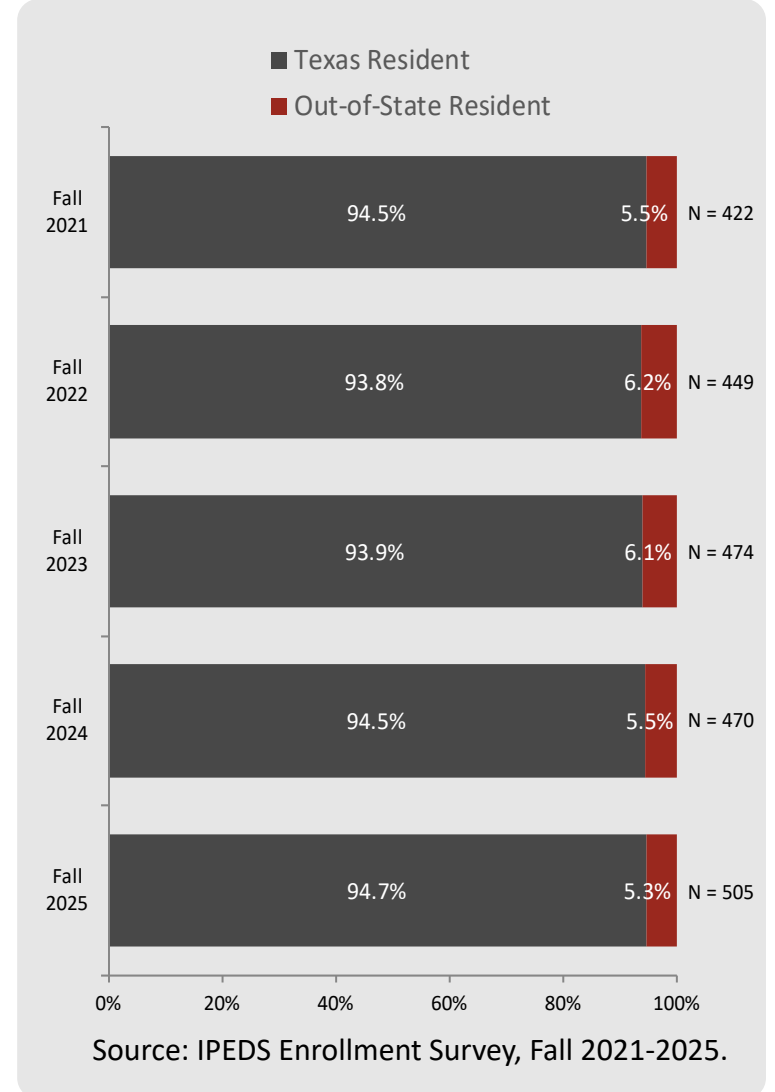
PLFSOM Total Enrollment by Residency Status, Fall 2025

Residency Status	Total PLFSOM	
	N	%
Texas Resident ^a	478	94.7%
Out-of-State Resident	27	5.3%
Total	505	100.0%

Source: Integrated Postsecondary Education Data System (IPEDS) Enrollment Survey, Fall 2025.

^a Includes HB1403 visa holders.

PLFSOM Total Enrollment by Residency Status, Fall 2021-2025





Woody L. Hunt School of Dental Medicine

WLHSDM Incoming Enrollment, Fall Terms

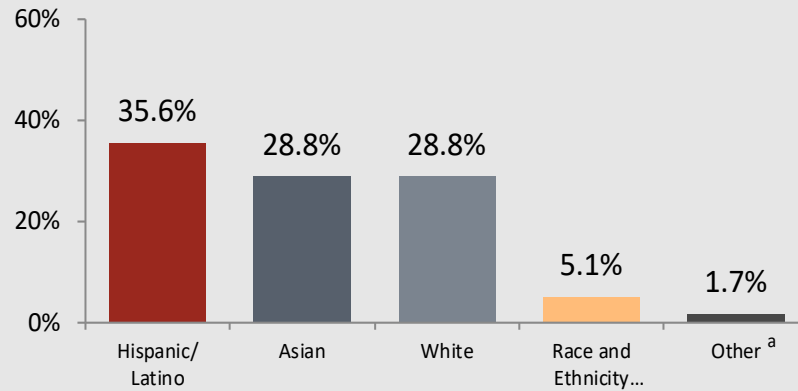
WLHSDM Incoming Enrollment
Fall 2025

59

WLHSDM Total Enrollment
Fall 2025

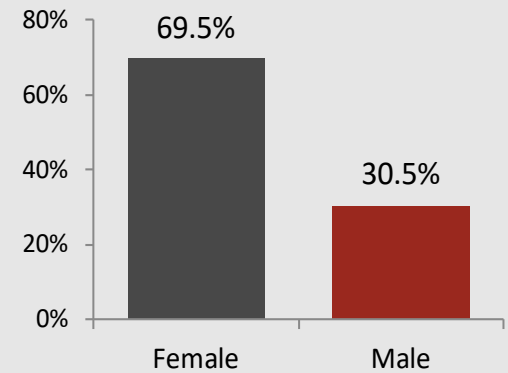
239

WLHSDM Incoming Enrollment by Race/Ethnicity, Fall 2025



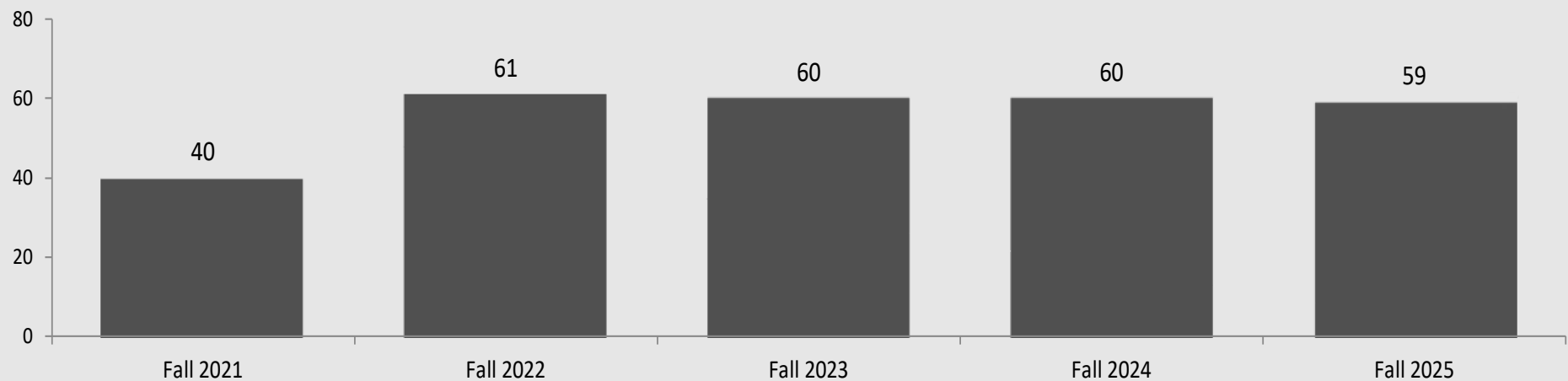
Source: IPEDS Enrollment Survey, Fall 2025. N = 59
Other^a Includes categories with counts lower than five.

WLHSDM Incoming Class by Gender, Fall 2025



Source: IPEDS Enrollment Survey, Fall 2025.
N = 59

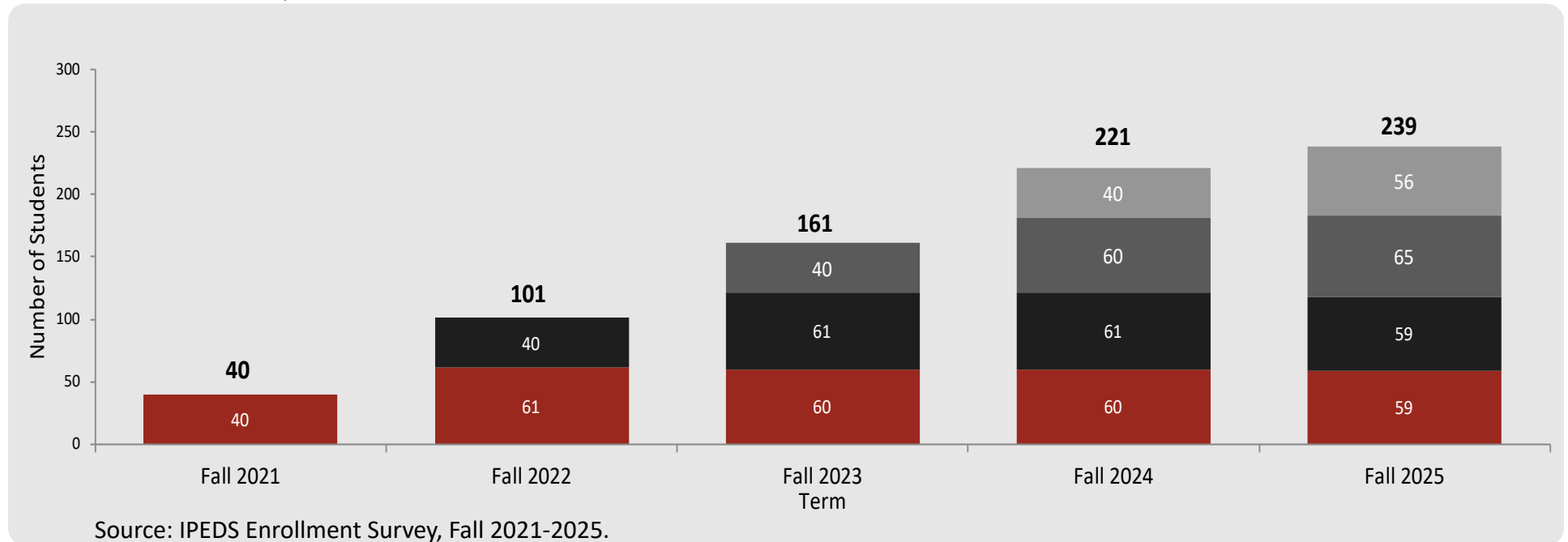
WLHSDM Incoming Enrollment, Fall 2025



Source: IPEDS Enrollment Survey, Fall 2025.

WLHSDM Enrollment by Student Classification, Fall 2021-2025

WLHSDM Total Enrollment by Student Classification, Fall 2021-2025



WLHSDM Total Enrollment by Student Classification, Fall 2021-2025

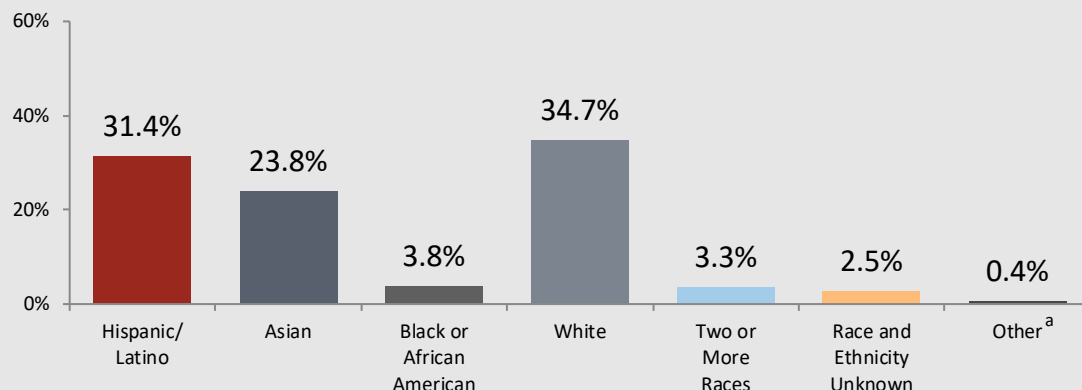
Student Classification	Fall 2021	Fall 2022	Fall 2023	Fall 2024	Fall 2025
DM - Year 1	40	61	60	60	59
DM - Year 2	-	40	61	61	59
DM - Year 3	-	-	40	60	65
DM - Year 4	-	-	-	40	56
Total	40	101	161	221	239

Source: THECB CBM001 Report, Fall 2009-2017;

Integrated Postsecondary Education Data System (IPEDS) Enrollment Survey, Fall 2018-2021.

WLHSDM Total Enrollment by Race/Ethnicity, Fall 2024

WLHSDM Total Enrollment by Race/Ethnicity, Fall 2025



Source: IPEDS Enrollment Survey, Fall 2025.
Other^a Includes categories with counts lower than five.
N = 221

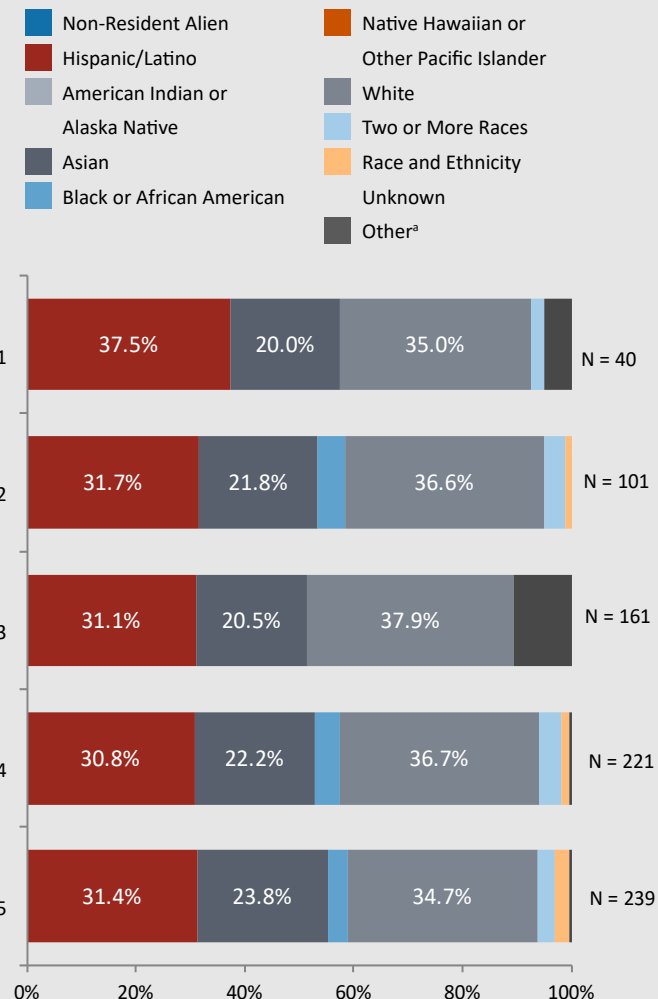
WLHSDM Total Enrollment by Race/Ethnicity, Fall 2025

Race/Ethnicity	Total WLHSDM	
	N	%
Non-Resident Alien	0	0.0%
Hispanic/Latino	75	31.4%
American Indian or Alaska Native	0	0.0%
Asian	57	23.8%
Black or African American	9	3.8%
Native Hawaiian or Other Pacific Islander	0	0.0%
White	83	34.7%
Two or More Races	8	3.3%
Race and Ethnicity Unknown	6	2.5%
Other ^a	1	0.4%
Total	239	100.0%

Source: Integrated Postsecondary Education Data System (IPEDS) Enrollment Survey, Fall 2025.

^a Includes categories with counts lower than five.

WLHSDM Total Enrollment by Race/Ethnicity, Fall 2021-2025

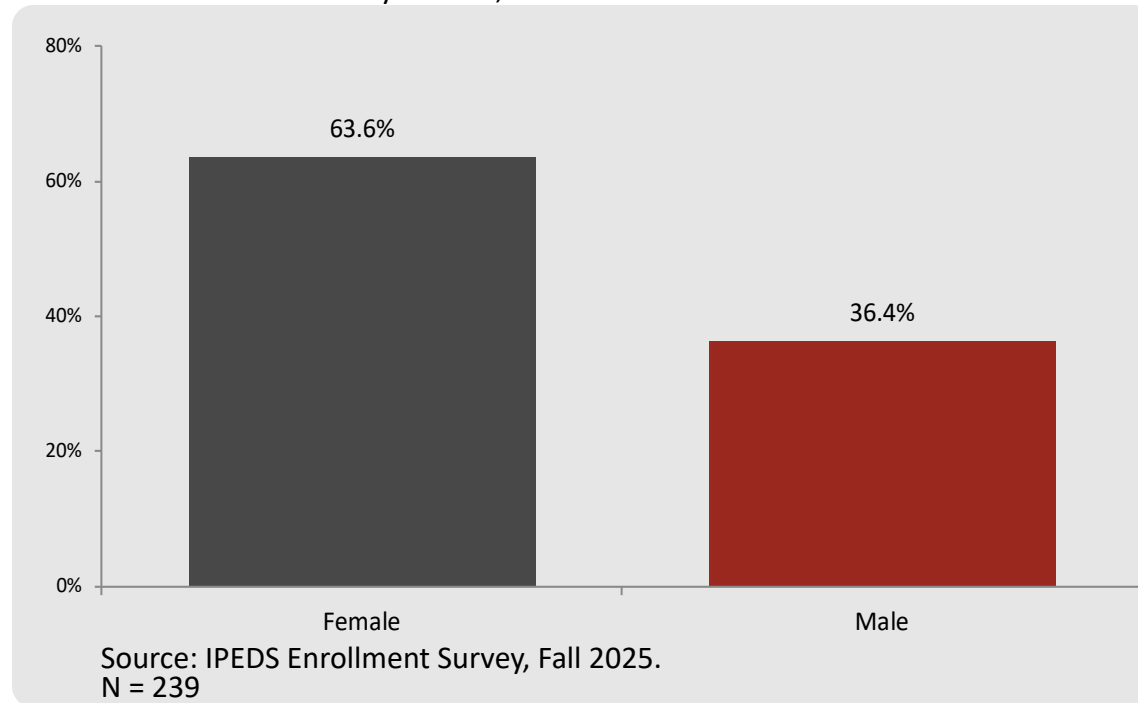


Source: IPEDS Enrollment Survey, Fall 2021-2025.

Other^a Includes categories with counts lower than five.

WLHSDM Total Enrollment by Gender

WLHSDM Total Enrollment by Gender, Fall 2025

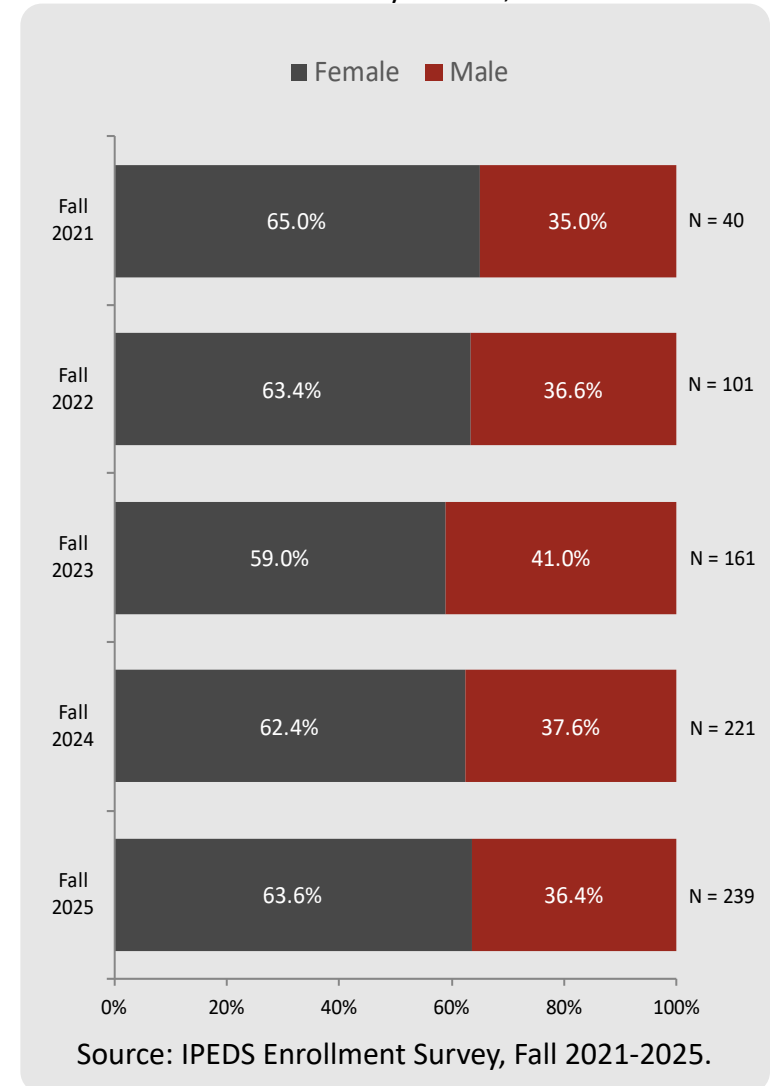


WLHSDM Total Enrollment by Gender, Fall 2025

Gender	Total WLHSDM	
	N	%
Female	152	63.6%
Male	87	36.4%
Total	239	100.0%

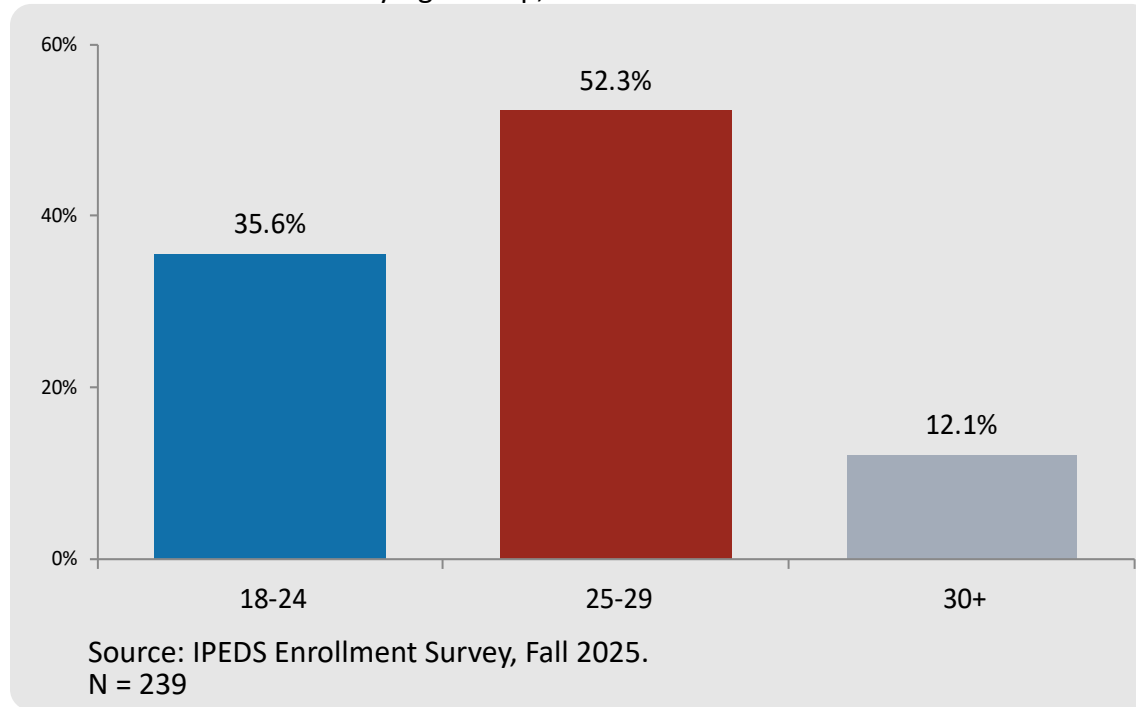
Source: Integrated Postsecondary Education Data System (IPEDS) Enrollment Survey, Fall 2025.

WLHSDM Total Enrollment by Gender, Fall 2021-2025



WLHSDM Total Enrollment by Age Group

WLHSDM Total Enrollment by Age Group, Fall 2025

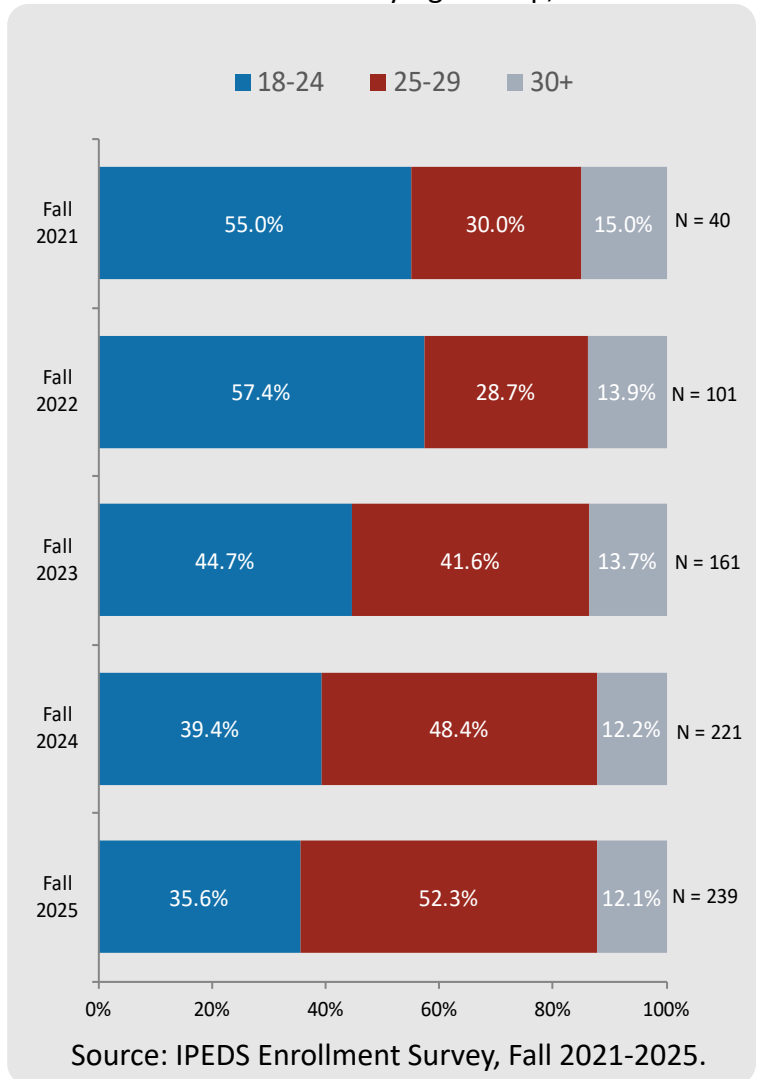


WLHSDM Total Enrollment by Age Group, Fall 2025

Age Group	Total WLHSDM	
	N	%
18-24	85	35.6%
25-29	125	52.3%
30+	29	12.1%
Total	239	100.0%

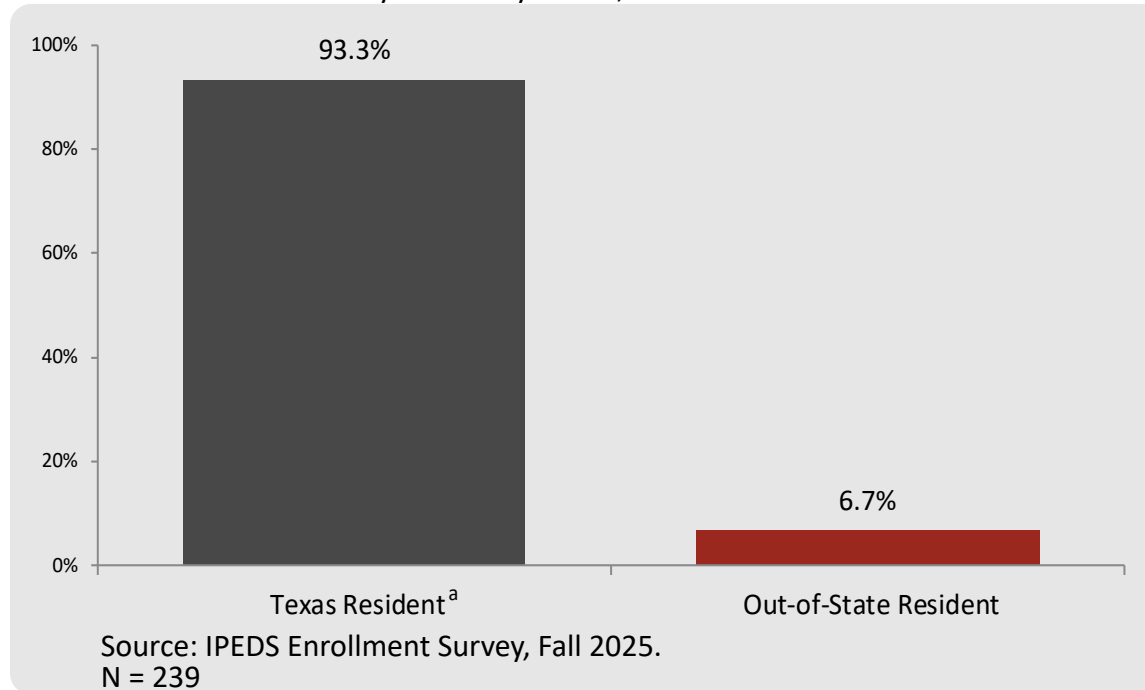
Source: Integrated Postsecondary Education Data System (IPEDS) Enrollment Survey, Fall 2025.

WLHSDM Total Enrollment by Age Group, Fall 2021-2025



WLHSDM Total Enrollment by Residency Status

WLHSDM Total Enrollment by Residency Status, Fall 2025



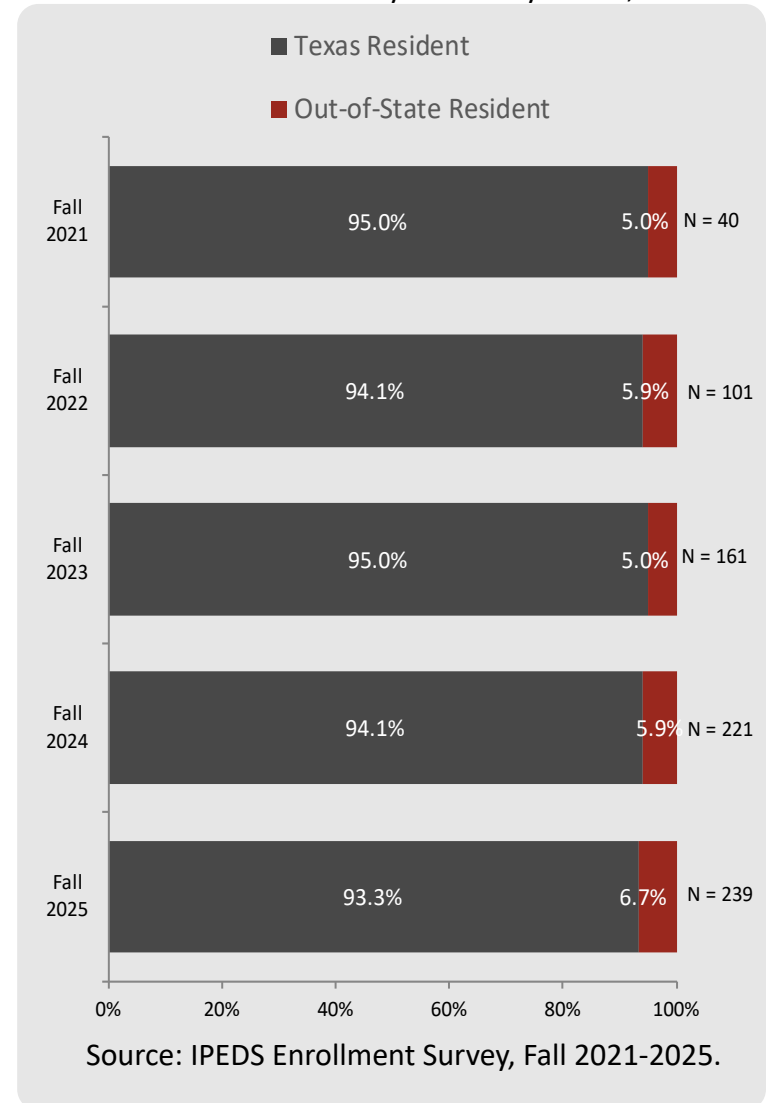
WLHSDM Total Enrollment by Residency Status, Fall 2025

Residency Status	Total WLHSDM	
	N	%
Texas Resident ^a	223	93.3%
Out-of-State Resident	16	6.7%
Total	239	100.0%

Source: Integrated Postsecondary Education Data System (IPEDS) Enrollment Survey, Fall 2025.

^aIncludes HB1403 visa holders.

WLHSDM Total Enrollment by Residency Status, Fall 2025

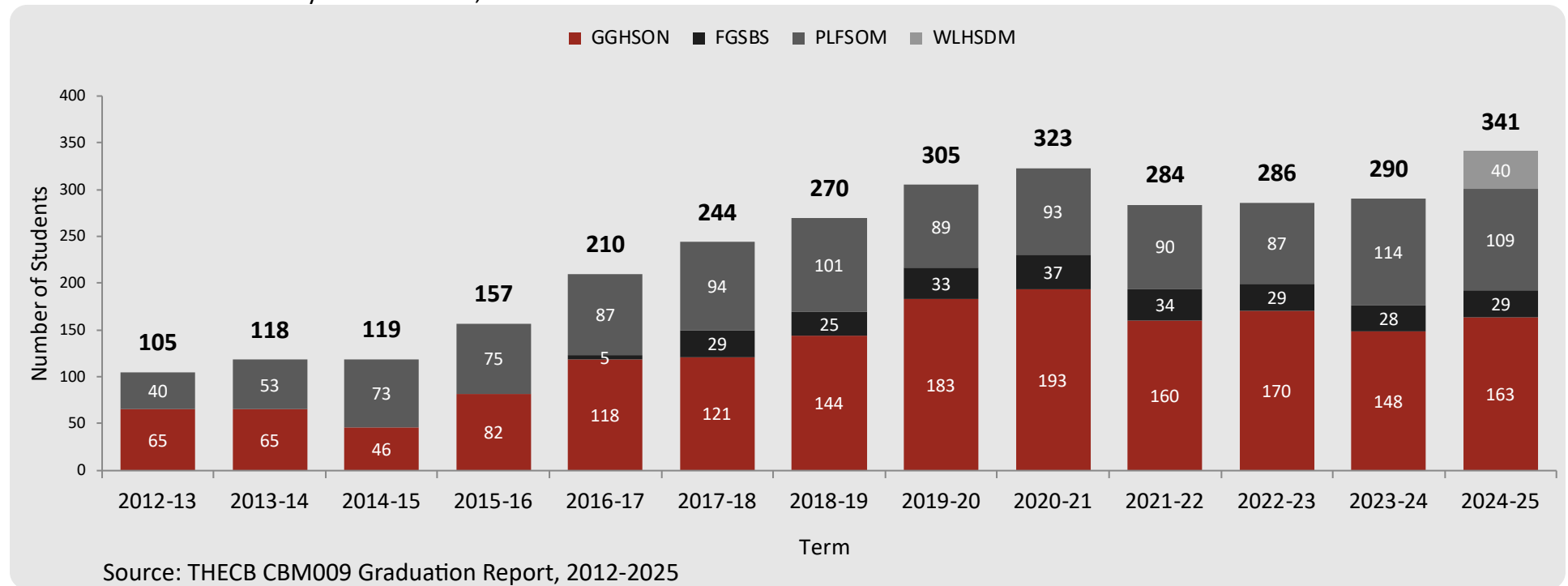


TTUHSC El Paso Graduates



TTUHSC El Paso Graduates, 2012-2025

TTUHSC El Paso Graduates by Academic Year, 2012-2025



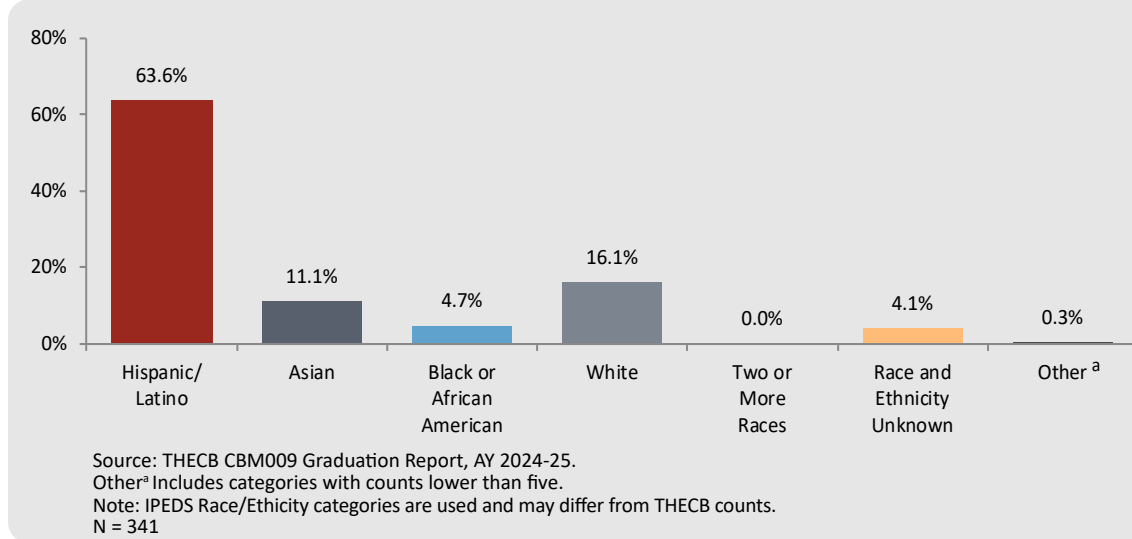
TTUHSC El Paso Graduates by Academic Year, 2012-2025

School	2012-13	2013-14	2014-15	2015-16	2016-17	2017-18	2018-19	2019-20	2020-21	2021-22	2022-23	2023-24	2024-25	Total
GGHSON	65	65	46	82	118	121	144	183	193	160	170	148	163	1658
FGSBS	-	-	-	-	5	29	25	33	37	34	29	28	29	249
PLFSOM	40	53	73	75	87	94	101	89	93	90	87	114	109	1105
WLHSDM	-	-	-	-	-	-	-	-	-	-	-	-	40	40
Total Graduates	105	118	119	157	210	244	270	305	323	284	286	290	341	3,052

Source: Texas Higher Education Coordinating Board (THECB) CBM009 Report, 2012-2025

TTUHSC El Paso Graduates by Race/Ethnicity

TTUHSC El Paso Graduates by Race/Ethnicity, AY 2024-25



TTUHSC El Paso Graduates by Race/Ethnicity, AY 2024-25

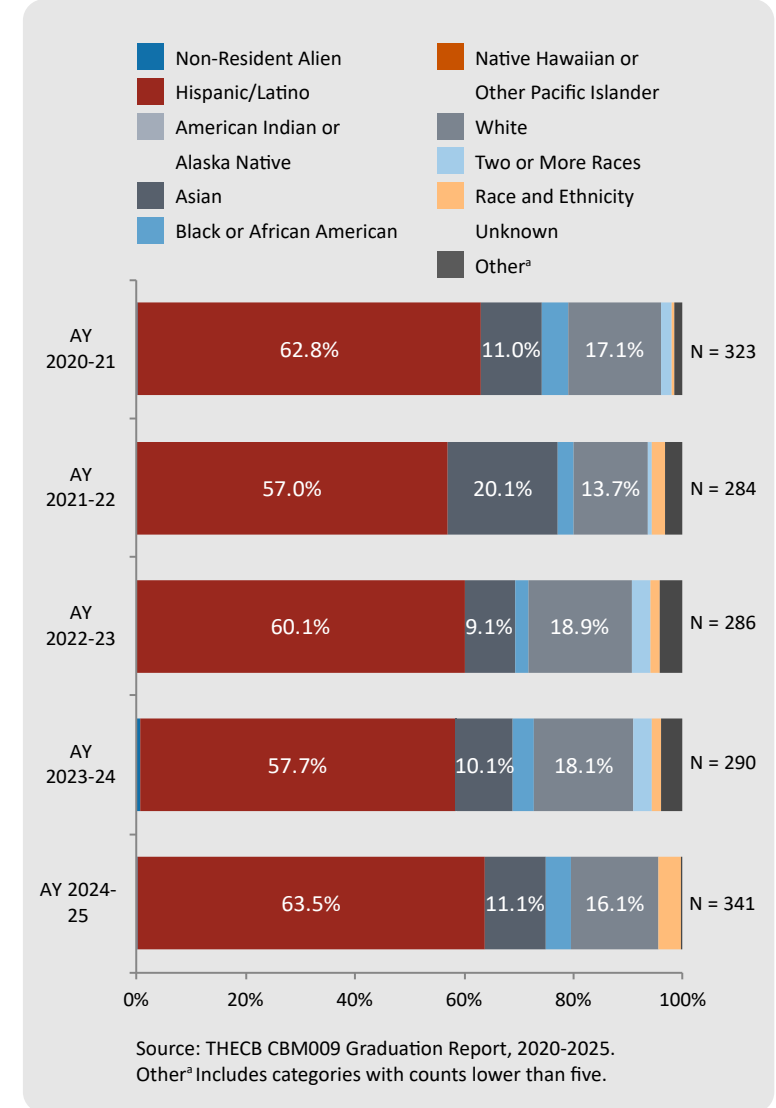
Race/Ethnicity	Total TTUHSC El Paso	
	N	%
Non-Resident Alien	0	0.0%
Hispanic/Latino	217	63.6%
American Indian or Alaska Native	0	0.0%
Asian	38	11.1%
Black or African American	16	4.7%
Native Hawaiian or Other Pacific Islander	0	0.0%
White	55	16.1%
Two or More Races	0	0.0%
Race and Ethnicity Unknown	14	4.1%
Other ^a	1	0.3%
Total	341	100.0%

Source: Texas Higher Education Coordinating Board (THECB) CBM009 Graduation Report, AY 2024-25

^a Includes categories with counts lower than five.

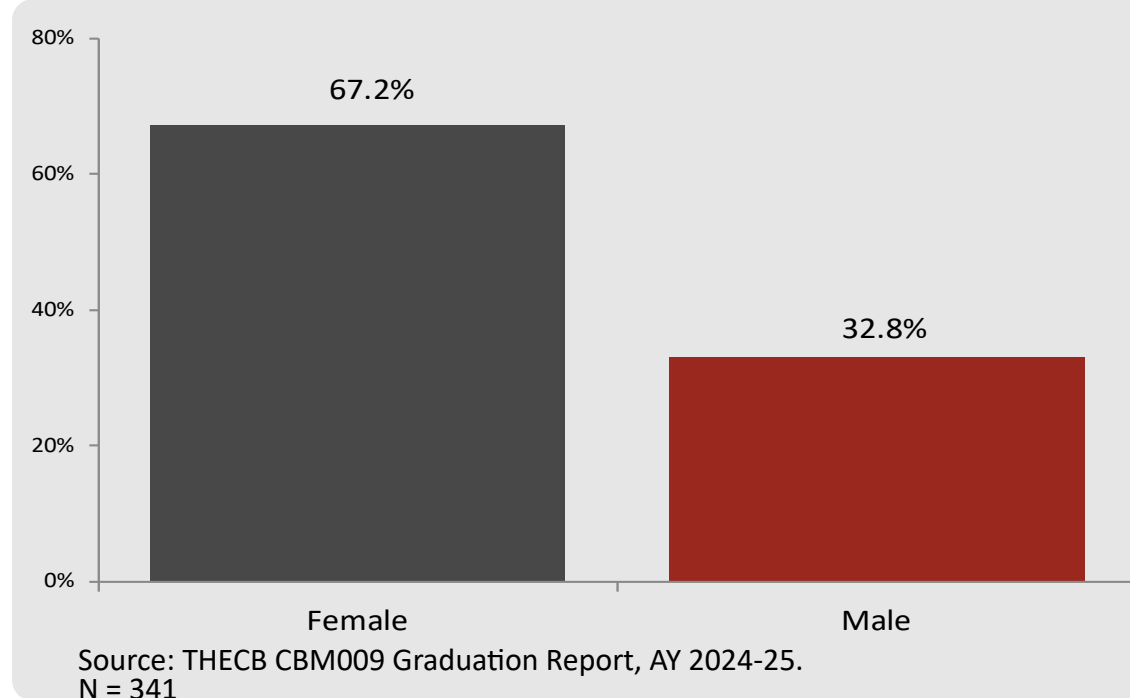
Note: IPEDS Race/Ethnicity categories are used, counts by category might differ from THECB counts.

TTUHSC El Paso Graduates by Race/Ethnicity, 2020-2025



TTUHSC El Paso Graduates by Gender, AY 2024-25

TTUHSC El Paso Graduates by Gender, AY 2024-25

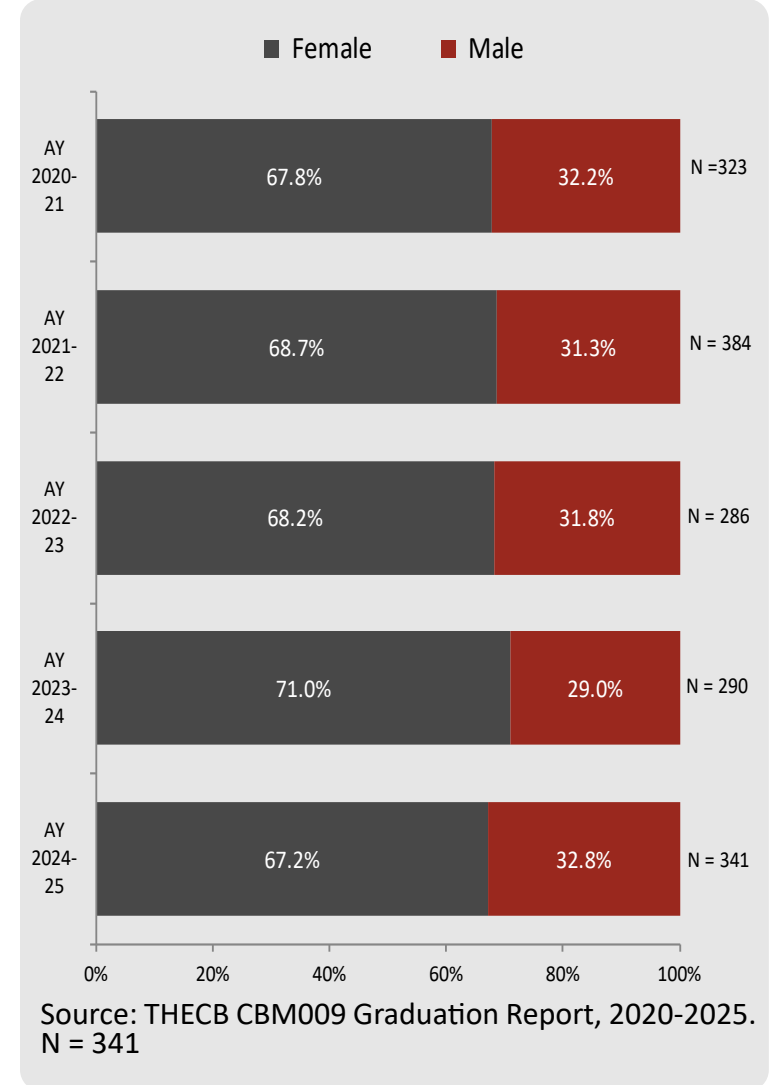


TTUHSC El Paso Graduates by Gender, AY 2024-25

Gender	Total TTUHSC El Paso	
	N	%
Female	229	67.2%
Male	112	32.8%
Total	341	100.0%

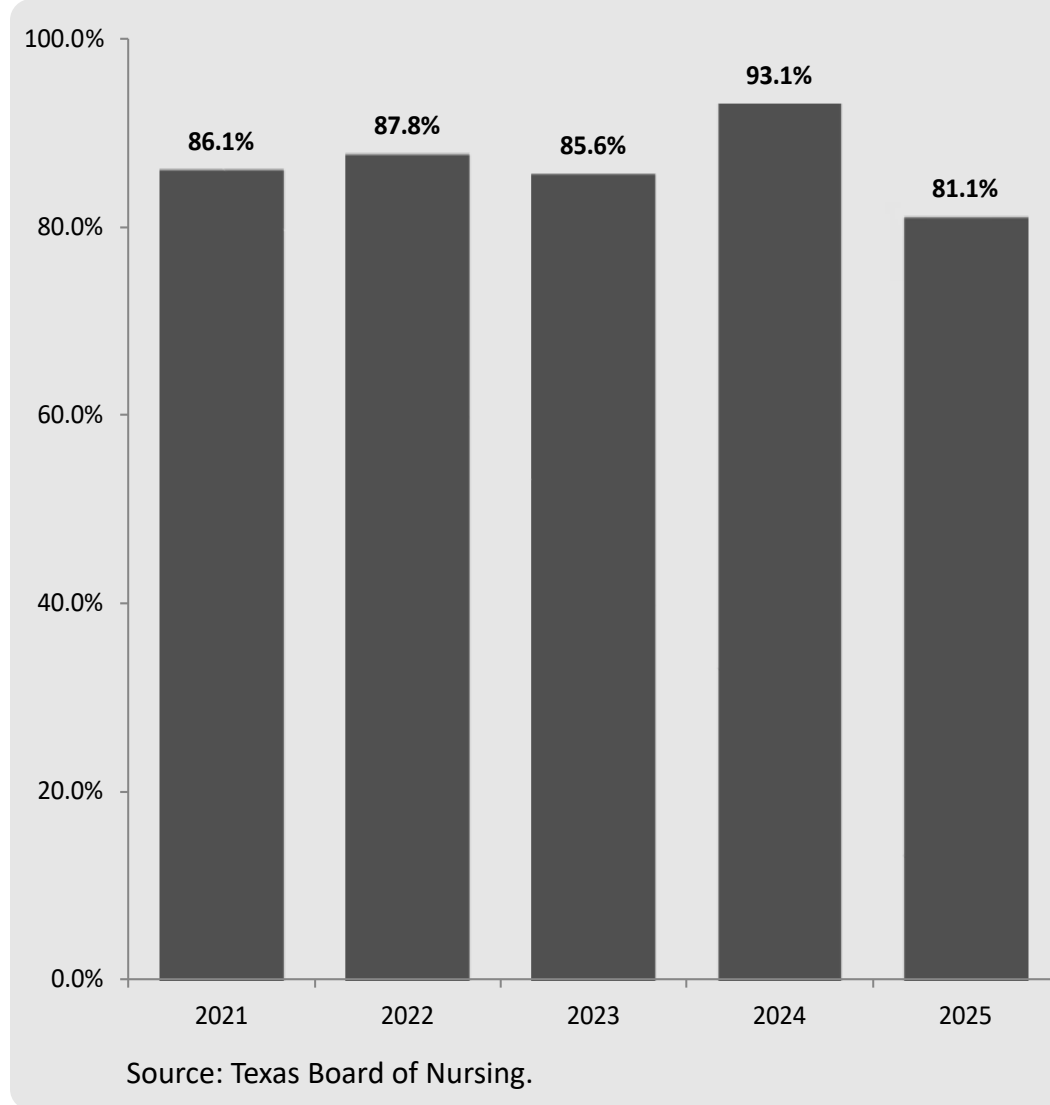
Source: Texas Higher Education Coordinating Board (THECB) CBM009 Graduation Report, AY 2024-25

TTUHSC El Paso Graduates by Gender, 2020-2025

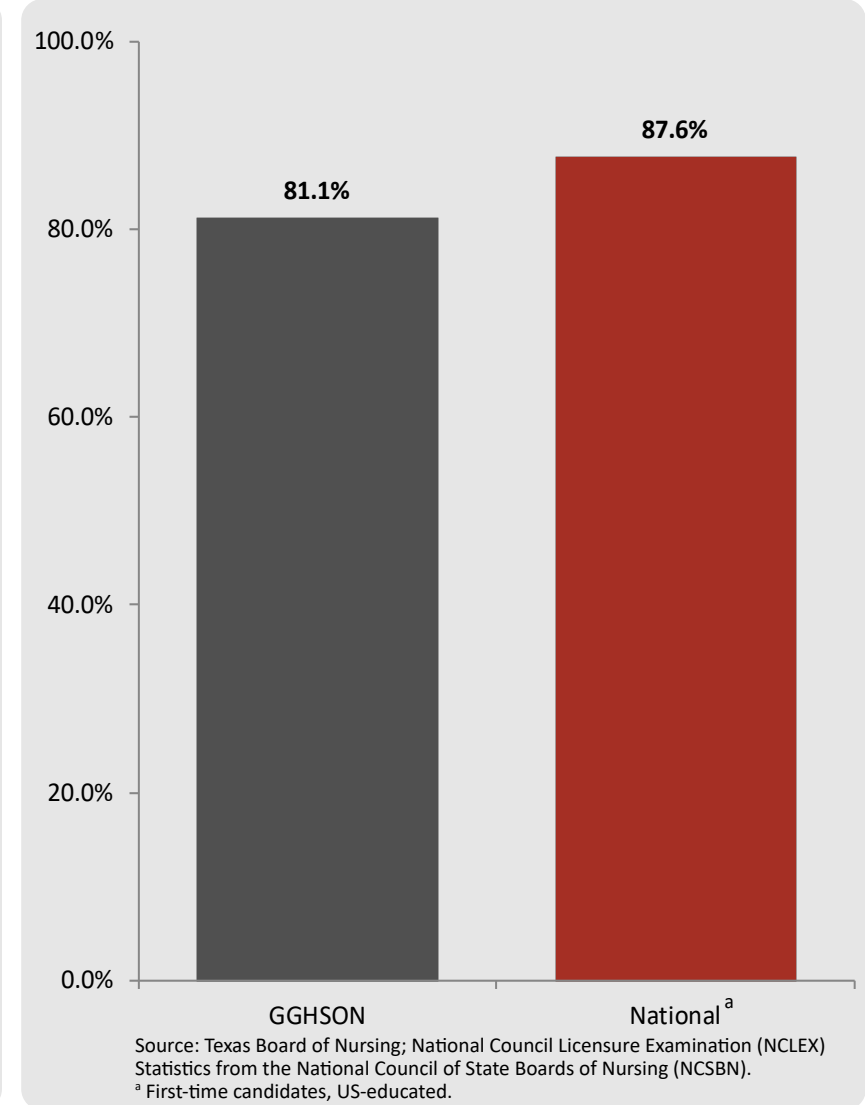


GGHSON Licensure Pass Rates, 2021-2025

State Board Pass Rate for First-time Candidates, GGHSON, 2021-2025

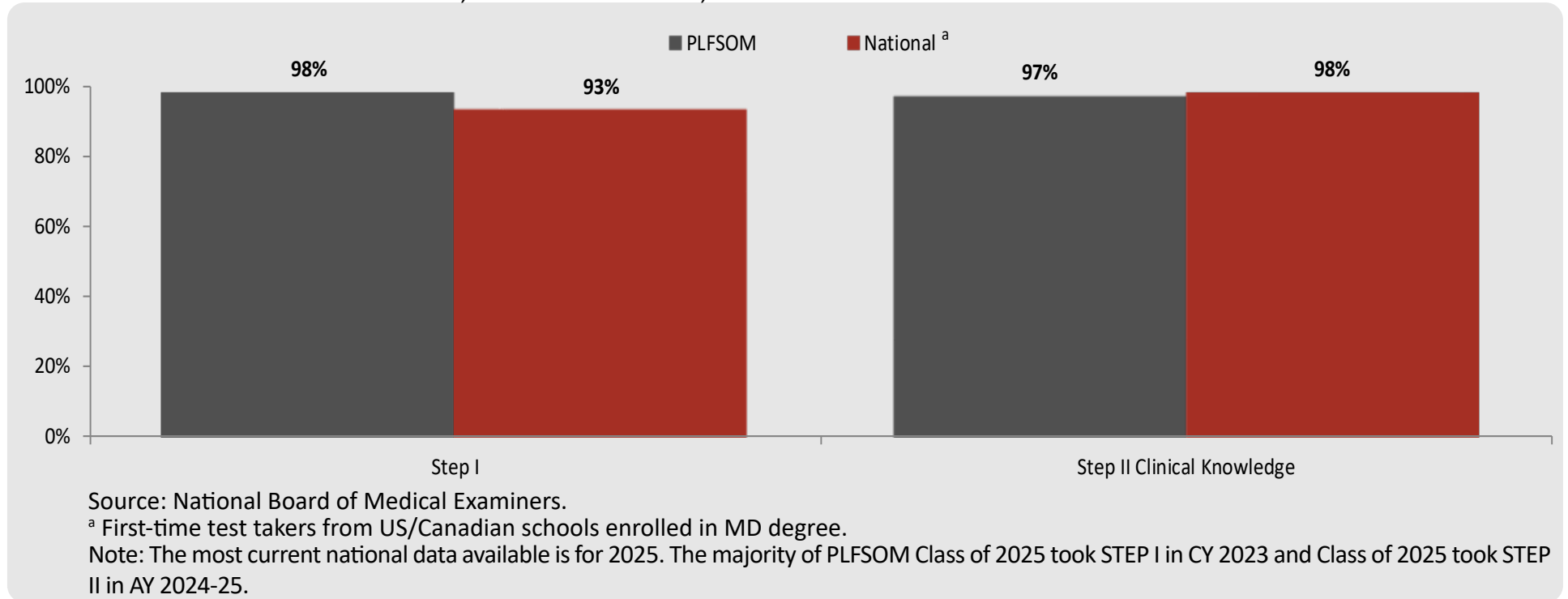


State Board Pass Rate for First-time Candidates, GGHSON, 2025



PLFSOM Licensure Pass Rate, 2020-2025

USMLE Pass Rates for First-time Candidates, PLFSOM and National, 2024-2025



USMLE Pass Rates for First-time Candidates by Academic Year, 2020-2025

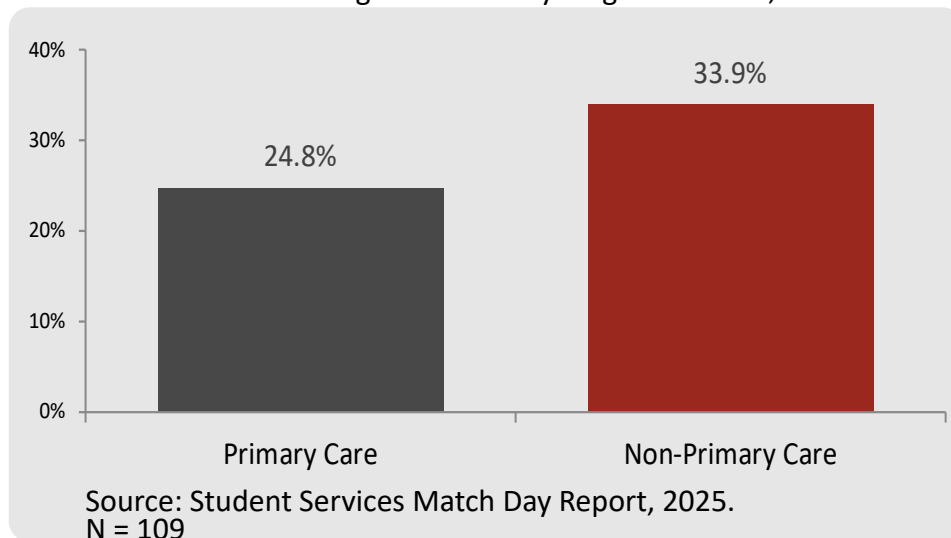
	2020-21	2021-22	2022-23	2023-24	2024-25
First-time Pass rate USMLE Step I	91%	96%	95%	93%	98%
First-time Pass rate USMLE Step II - Clinical Knowledge	97%	98%	99%	99%	97%

Source: National Board of Medical Examiners.

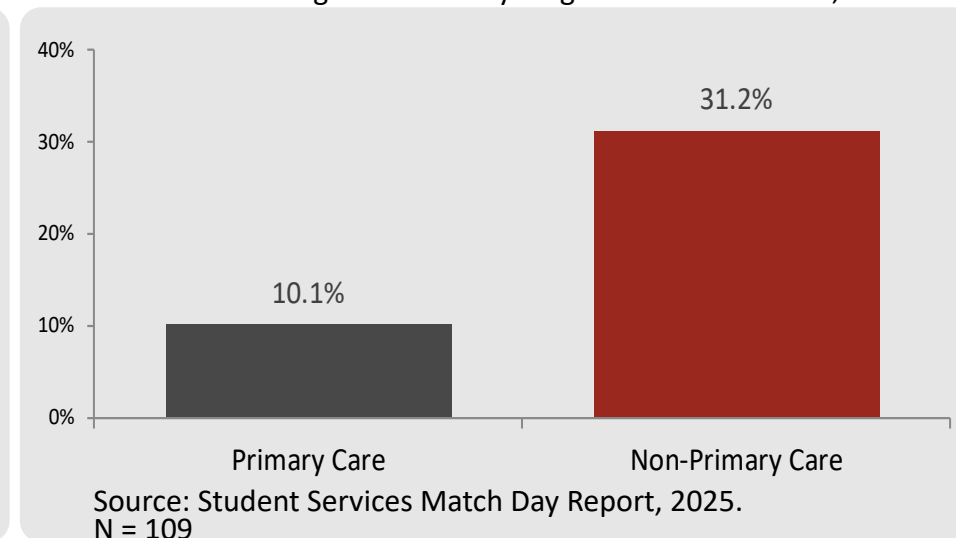
Note: Step I is required prior to entering clerkship phase of the program. Step II is required for graduation.

PLFSOM Graduates by In-State Residency Match and Primary Care Specialty, AY 2024-25

PLFSOM Graduates Matching at a Residency Program in Texas, AY 2024-25



PLFSOM Grads. Matching at a Residency Program Outside of Texas, AY 2024-25



PLFSOM Graduates by In-State Residency Match and Primary Care Specialty, AY 2024-2025

Description	Residency Program in Texas		Residency Program Outside of Texas		Total
	N (%)	% of Total Graduates	N (%)	% of Total Graduates	
Total Graduates	64 (100.0%)	58.7%	45 (100.0%)	41.3%	109^a
Primary Care	27 (42.2%)	24.8%	11 (24.4%)	10.1%	38 (34.9%)
Primary Care Specialties					
Family Medicine	5 (7.8%)	4.6%	1 (2.2%)	0.9%	6 (5.5%)
Internal Medicine^b	14 (21.9%)	12.8%	6 (13.3%)	5.5%	20 (18.3%)
Internal Medicine/Pediatrics	0 (0.0%)	0.0%	2 (4.4%)	1.8%	2 (1.8%)
Obstetrics and Gynecology	2 (3.1%)	1.8%	0 (0.0%)	0.0%	2 (1.8%)
Pediatrics	6 (9.4%)	5.5%	2 (4.4%)	1.8%	8 (7.3%)

Source: Student Services, 2025

^a Total graduates include students who did not match.

^b The count of graduates entering Internal Medicine includes only categorical Internal Medicine residencies. Students entering preliminary Internal Medicine positions are excluded.

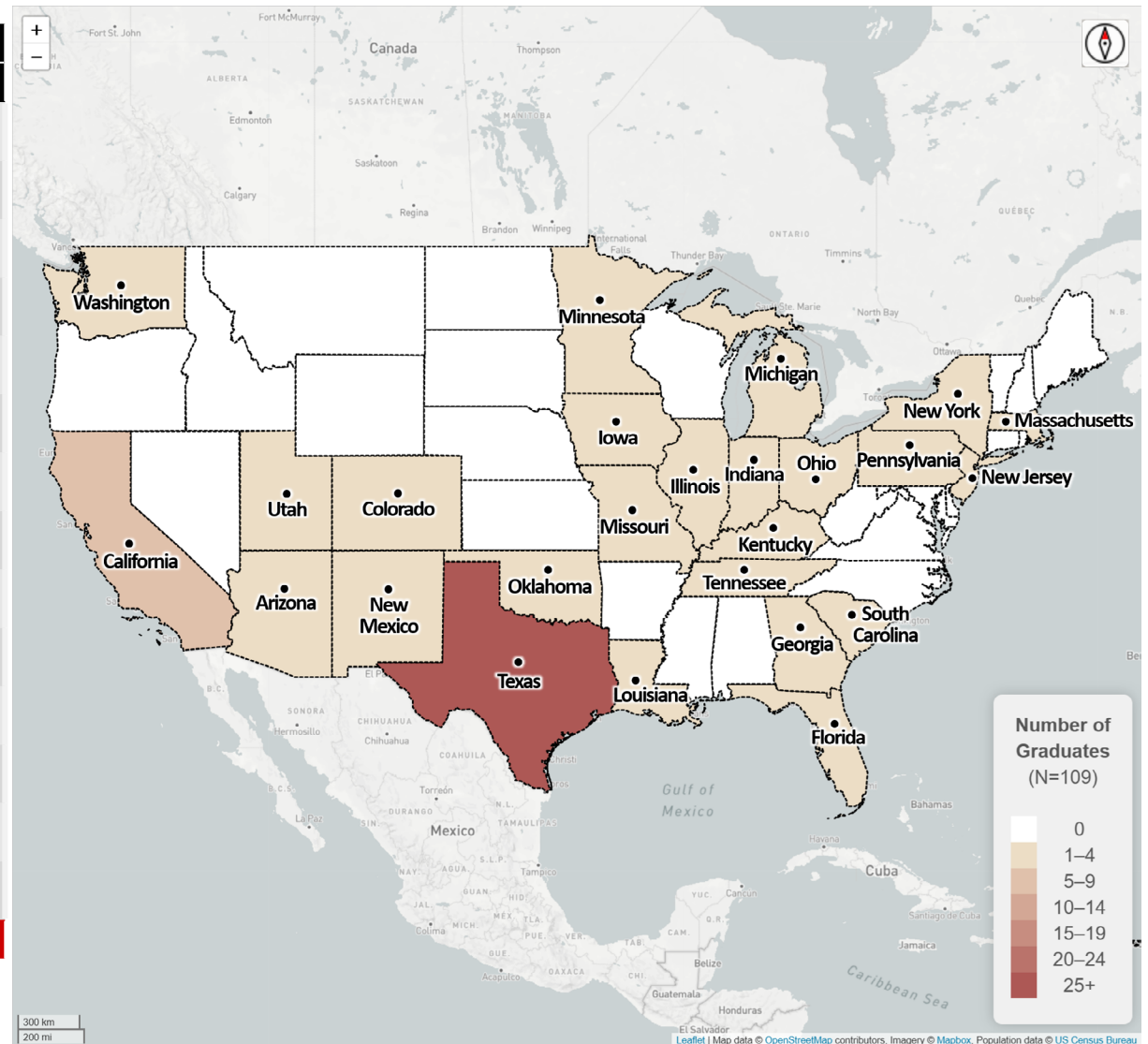
PLFSOM Graduates by Residency Match State, AY 2024-25

PLFSOM Graduates by Residency Match State

State	Graduates	
	N	% of Total
Texas	64	58.7%
California	5	4.6%
Florida	4	3.7%
Arizona	3	2.8%
Minnesota	3	2.8%
Colorado	2	1.8%
Indiana	2	1.8%
Massachusetts	2	1.8%
New York	2	1.8%
Pennsylvania	2	1.8%
Tennessee	2	1.8%
Washington	2	1.8%
Other	14	12.8%
No Match	2	1.8%
Total	109	100.0%

Source: THECB CBM009 Graduation Report, Fall 2025; PLFSOM Match Day Report AY 2024-25.

States with N > 1 are named.



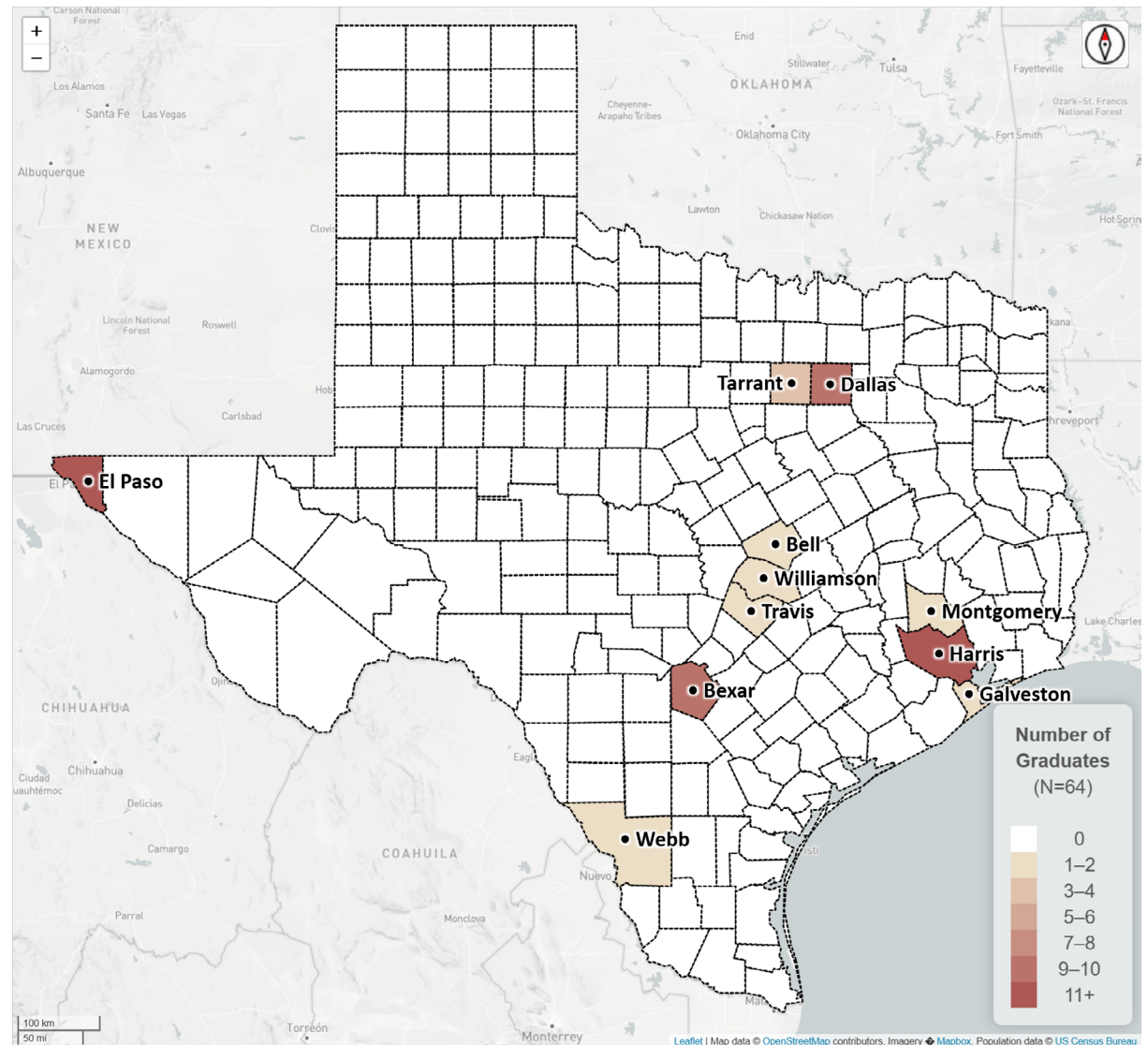
States with N ≥ 1 are named.

PLFSOM Graduates by Residency Match Texas County, AY 2024-25

PLFSOM Graduates by Residency Match Texas County

Texas County	Graduates	
	N	% of Total
Harris	16	25.0%
El Paso	15	23.4%
Dallas	10	15.6%
Bexar	10	15.6%
Tarrant	4	6.3%
Bell	2	3.1%
Galveston	2	3.1%
Travis	2	3.1%
Montgomery	1	1.6%
Webb	1	1.6%
Williamson	1	1.6%
Total	64	100.0%

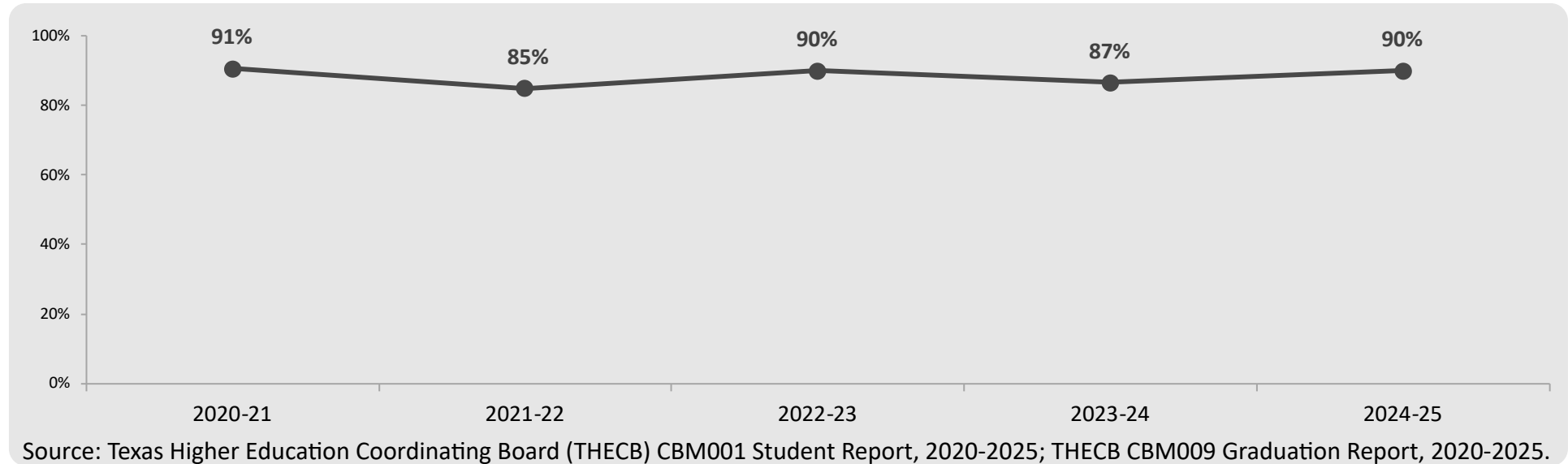
Source: THECB CBM009 Graduation Report, Fall 2025; PLFSOM Match Day Report AY 2024-25.



Counties with N > 2 are named.

TTUHSC El Paso Graduation Rates, 2020-2025

TTUHSC El Paso Graduation Rates 2020-2025



TTUHSC El Paso Graduation Rates By School 2021-2025

School/Program	2020-21	2021-22	2022-23	2023-24	2024-25
Gayle Greve Hunt School of Nursing					
Bachelor of Science in Nursing ¹ (2-years graduation rate)	93%	82%	88%	84%	89%
Master of Science in Nursing (3-years graduation rate)	80%	43%	100%	100%	100%
Graduate School of Biomedical Sciences					
Post-Baccalaureate Certificate in Biomedical Sciences (1-year graduation rate)	100%	100%	100%	100%	100%
Master of Science in Biomedical Sciences (2-years graduation rate)	100%	100%	96%	91%	100%
Paul L. Foster School of Medicine					
Doctor of Medicine (6-years graduation rates)	95%	86%	90%	95%	90%
William L. Hunt School of Dental Medicine					
Doctor of Dental Medicine (4-years graduation rates)	-	-	-	-	100%

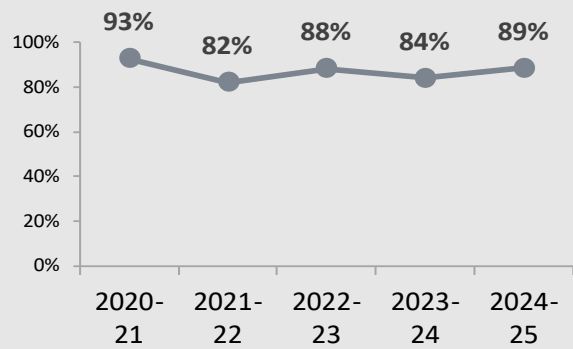
Source: Texas Higher Education Coordinating Board (THECB) CBM001 Student Report, 2018-2023; THECB CBM009 Graduation Report, 2018-2023.

¹Includes Accelerated B.S.N. and R.N. to B.S.N program tracks.

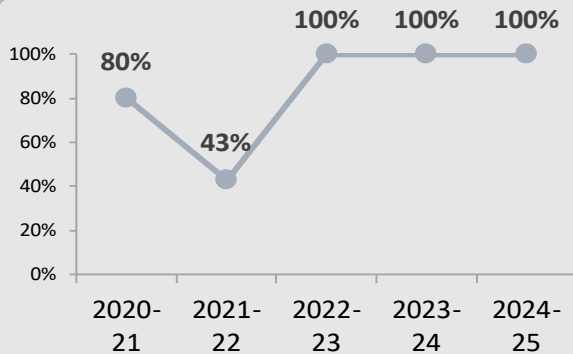
TTUHSC El Paso Graduation Rates By School, 2020-2025

Gayle Greve Hunt School of Nursing

GGHSON - BSN (2-Year Grad. Rate)

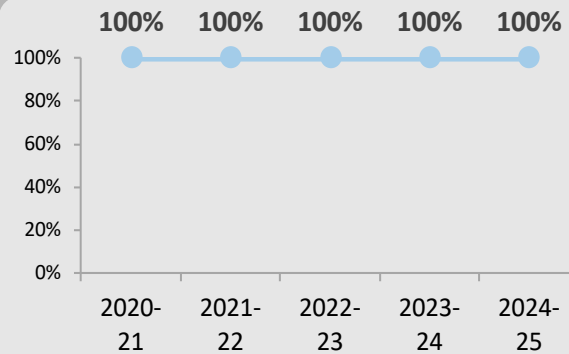


GGHSON - MSN (3-Year Grad. Rate)

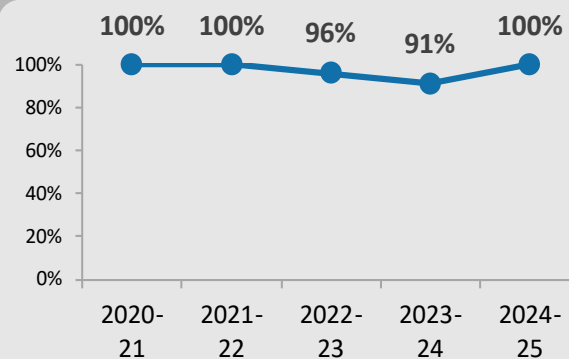


L. Frederick Francis Graduate School of Biomedical Sciences

FGSBS - PB (2-Year Grad. Rate)

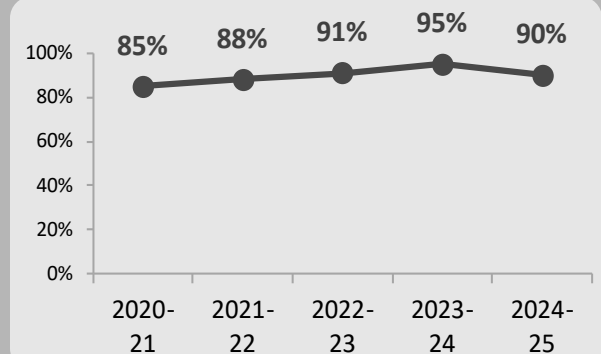


FGSBS - MS (2-Year Grad. Rate)




Paul L. Foster School of Medicine

PLFSOM (5-Year Grad. Rate)



William L. Hunt School of Dental Medicine

WLHSDM (4-Year Grad. Rate)

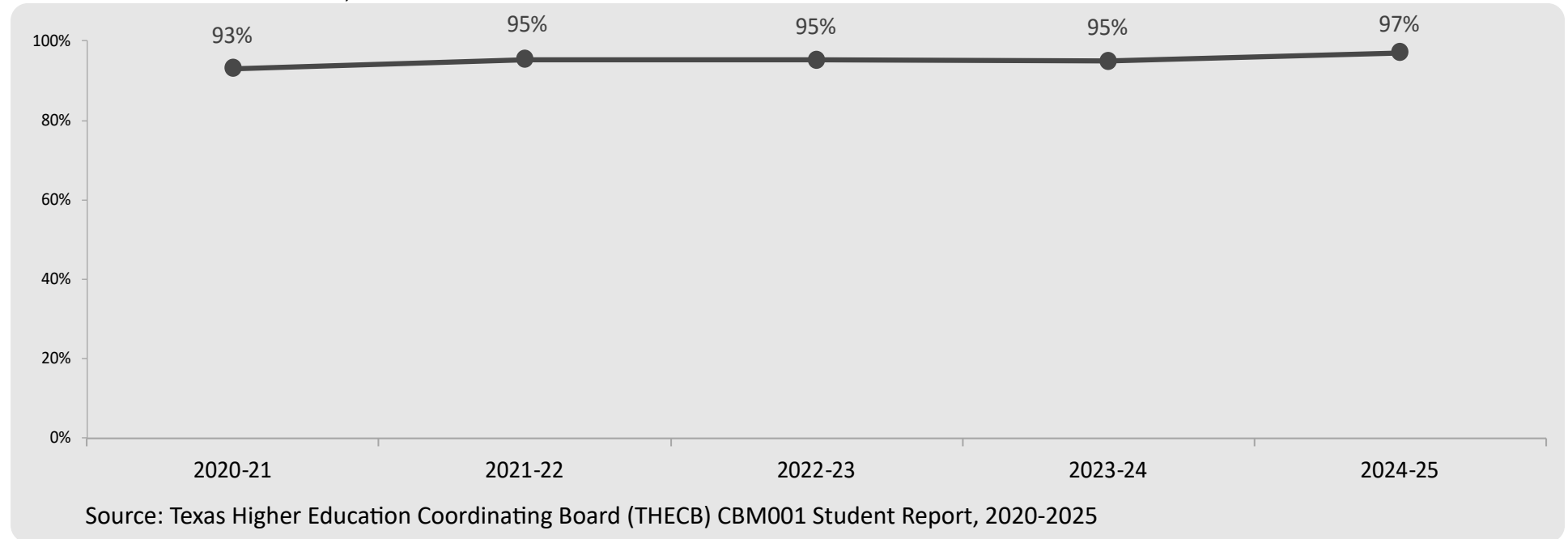


First graduation class: 2024-25

Source: Texas Higher Education Coordinating Board (THECB) CBM001 Student Report, 2020-2025; THECB CBM009 Graduation Report, 2020-2025.

TTUHSC El Paso Retention Rates By School, 2020-2025

TTUHSC El Paso Retention Rates, 2020-2025



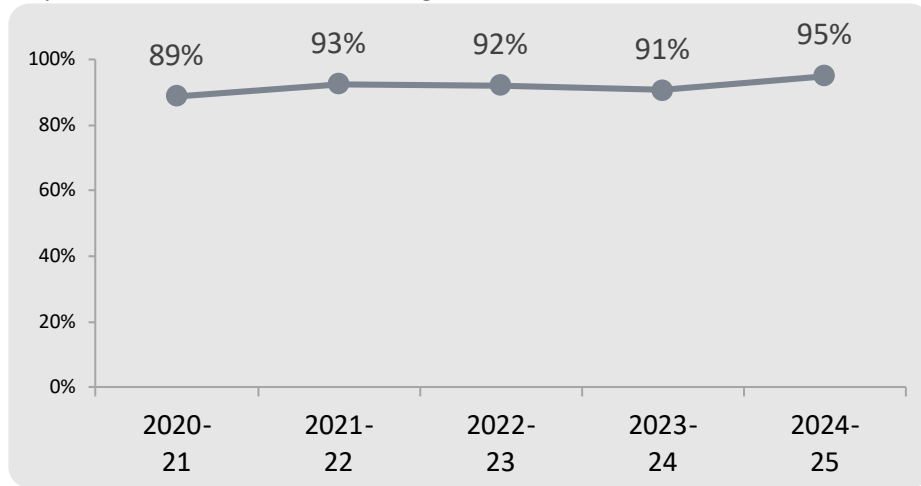
TTUHSC El Paso Retention Rates by School, 2020-2025

School/Program	2020-21	2021-22	2022-23	2023-24	2024-25
Gayle Greve Hunt School of Nursing	89%	93%	91%	91%	95%
L. Frederick Graduate School of Biomedical Sciences	100%	97%	96%	100%	100%
Paul L. Foster School of Medicine	99%	99%	97%	100%	100%
Woody L. Hunt School of Dental Medicine	-	100%	100%	100%	100%

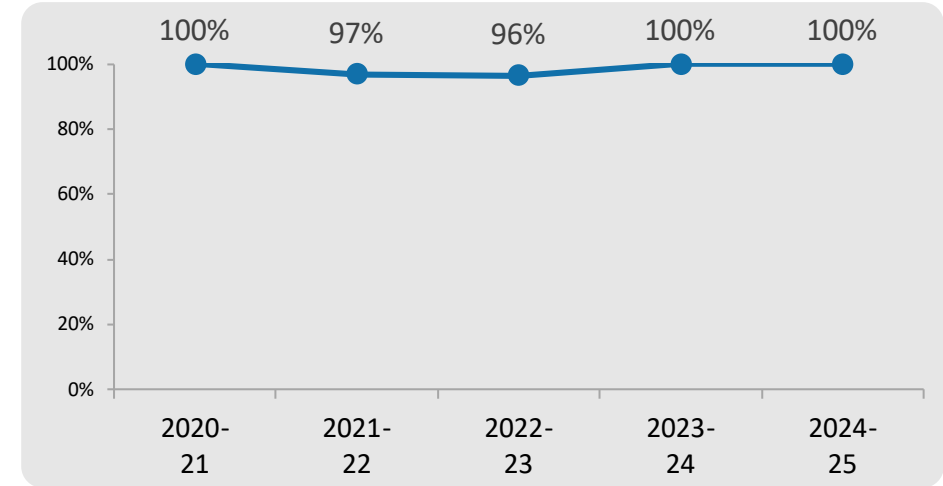
Source: Texas Higher Education Coordinating Board (THECB) CBM001 Student Report, 2020-2025.

TTUHSC El Paso Retention Rates By School, 2020-2025

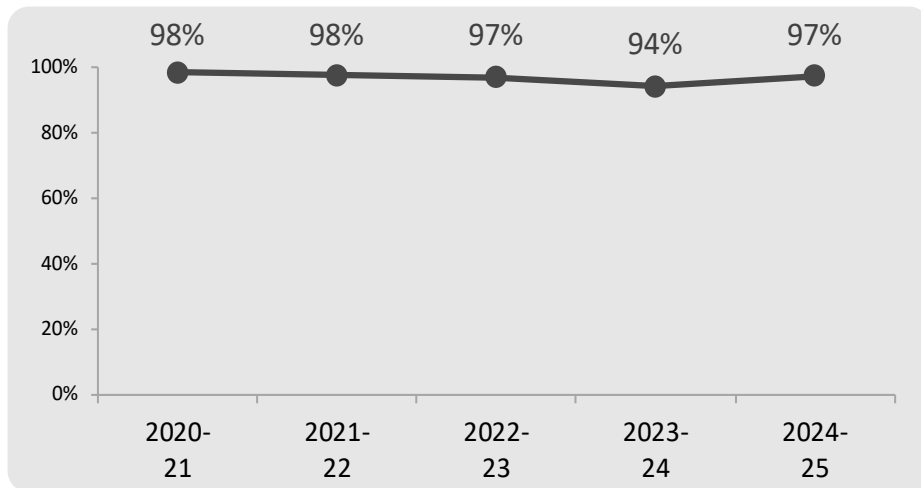
Gayle Greve Hunt School of Nursing Retention Rates



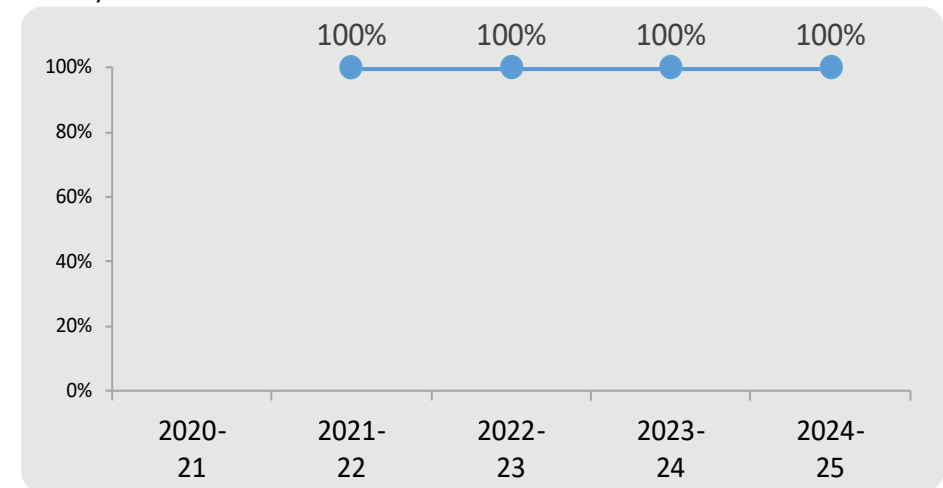
L. Frederick Francis Graduate School of Biomedical Sciences Retention Rates



Paul L. Foster School of Medicine Retention Rates



Woody L. Hunt School of Dental Medicine Retention Rates



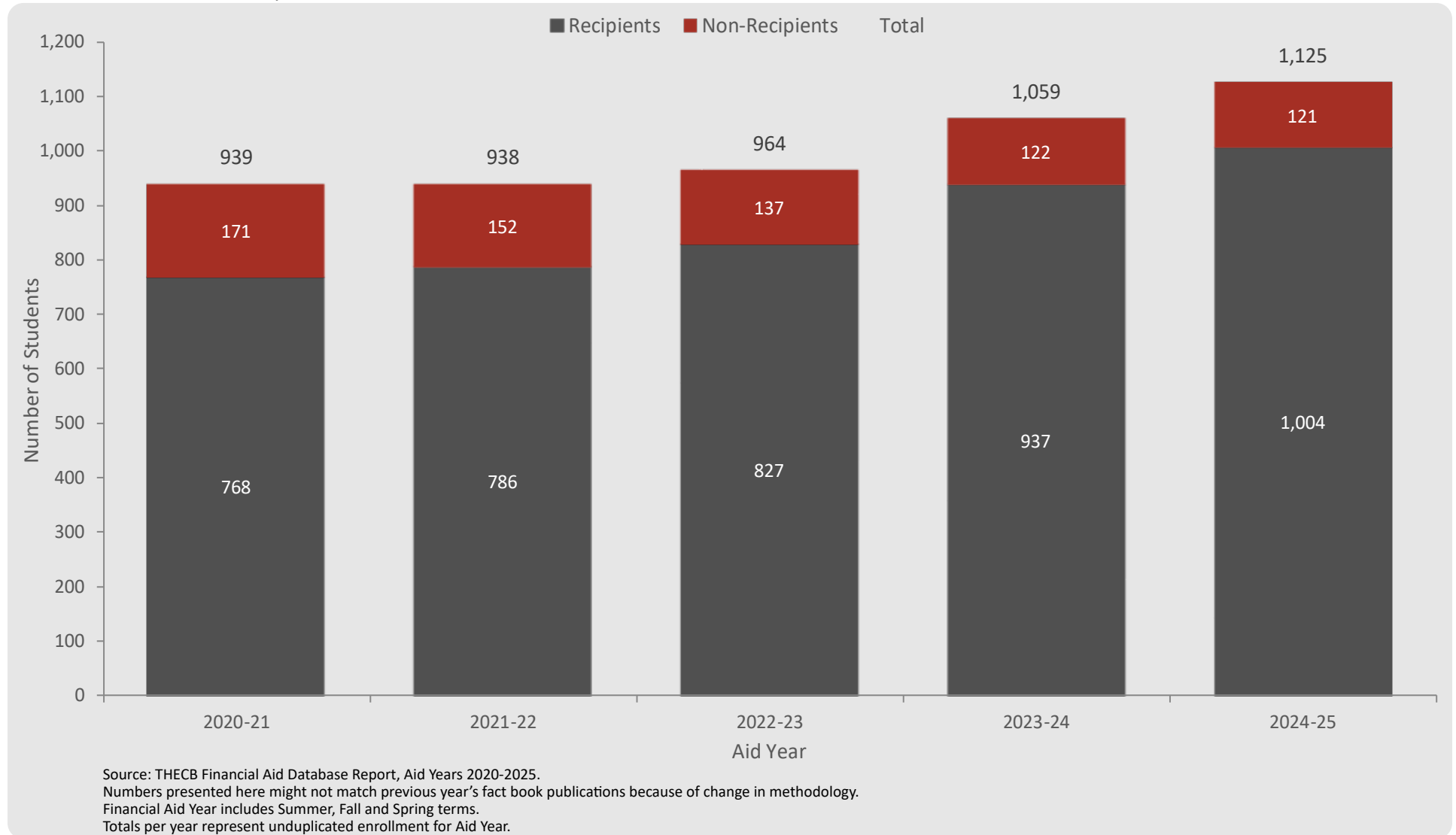
Source: Texas Higher Education Coordinating Board (THECB) CBM001 Student Report, 2020-2025.

Student Aid



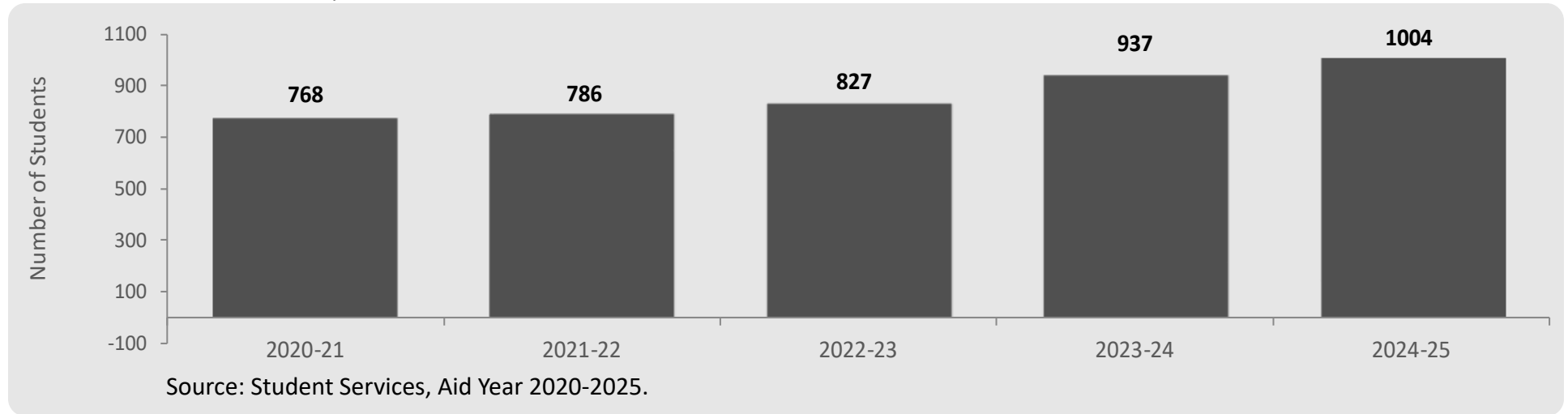
Student Financial Aid Status by Aid Year, 2020-2025

Student Financial Aid Status by Aid Year, 2020-2025

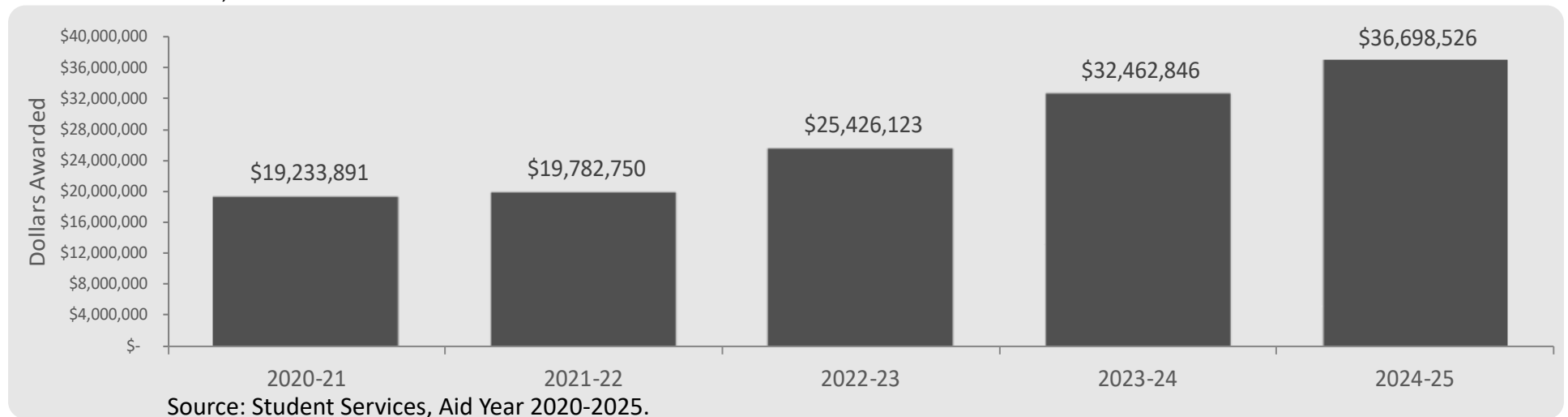


Financial Aid Awarded, 2020-2025

Financial Aid Students Awarded by Aid Year, 2020-2025



Financial Aid Awarded, Aid Year 2020-2025



TTUHSC El Paso Medical Residents



TTUHSC El Paso Medical Residents by Specialty, Fall 2021-2025

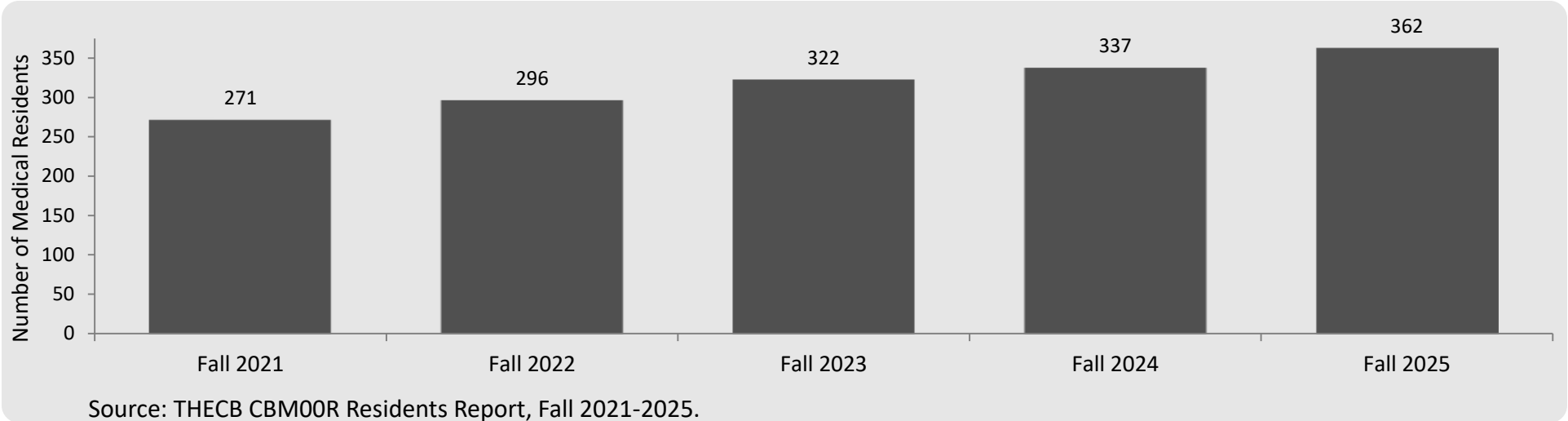
TTUHSC El Paso Medical Residents by Specialty, Fall 2021-2025

Specialty	2021		2022		2023		2024		2025	
	N	%	N	%	N	%	N	%	N	%
Emergency Medicine	36	13.3%	36	12.2%	35	10.9%	36	10.7%	37	10.2%
Family Medicine	23	8.5%	30	10.1%	35	10.9%	40	11.9%	42	11.6%
Sports Medicine	2	0.7%	2	0.7%	2	0.6%	2	0.6%	2	0.6%
Total Family Medicine	25	9.2%	32	10.8%	37	11.5%	42	12.5%	44	12.2%
Internal Medicine	59	21.8%	66	22.3%	79	24.5%	87	25.8%	90	24.9%
Cardiology	6	2.2%	6	2.0%	7	2.2%	8	2.4%	9	2.5%
Gastroenterology	5	1.8%	6	2.0%	6	1.9%	6	1.8%	6	1.7%
Nephrology	-	-	1	0.3%	1	0.3%	0	0.0%	-	-
Pulmonary Disease and Critical Care Medicine	-	-	-	-	-	-	-	-	2	0.6%
Internal Medicine/Psychiatry (Dual)	5	1.8%	3	1.0%	3	0.9%	0	0.0%	-	-
Total Internal Medicine	75	27.7%	82	27.7%	96	29.8%	101	30.0%	107	29.6%
Neurology	9	3.3%	8	2.7%	9	2.8%	11	3.3%	16	4.4%
Obstetrics/Gynecology	20	7.4%	20	6.8%	21	6.5%	21	6.2%	20	5.5%
Pathology	-	-	-	-	3	0.9%	5	1.5%	7	1.9%
Pediatrics	37	13.7%	41	13.9%	41	12.7%	37	11.0%	36	9.9%
Child & Adolescent Psychiatry	6	2.2%	5	1.7%	6	1.9%	6	1.8%	7	1.9%
Total Pediatrics	43	15.9%	46	15.5%	47	14.6%	43	12.8%	43	11.9%
Psychiatry	30	11.1%	37	12.5%	39	12.1%	44	13.1%	43	11.9%
Geriatrics Psychiatry	-	-	-	-	-	-	-	-	2	0.6%
Total Psychiatry	30	11.1%	37	12.5%	39	12.1%	44	13.1%	45	12.4%
Radiology	13	4.8%	12	4.1%	12	3.7%	12	3.6%	12	3.3%
Surgery	20	7.4%	22	7.4%	21	6.5%	21	6.2%	21	5.8%
Surgical Critical Care	-	-	1	0.3%	2	0.6%	1	0.3%	-	-
Total Surgery	20	7.4%	23	7.8%	23	7.1%	22	6.5%	21	5.8%
Transitional Year	-	-	-	-	-	-	-	-	10	2.8%
Total	271	100.0%	296	100.0%	322	100.0%	337	100.0%	362	100.0%

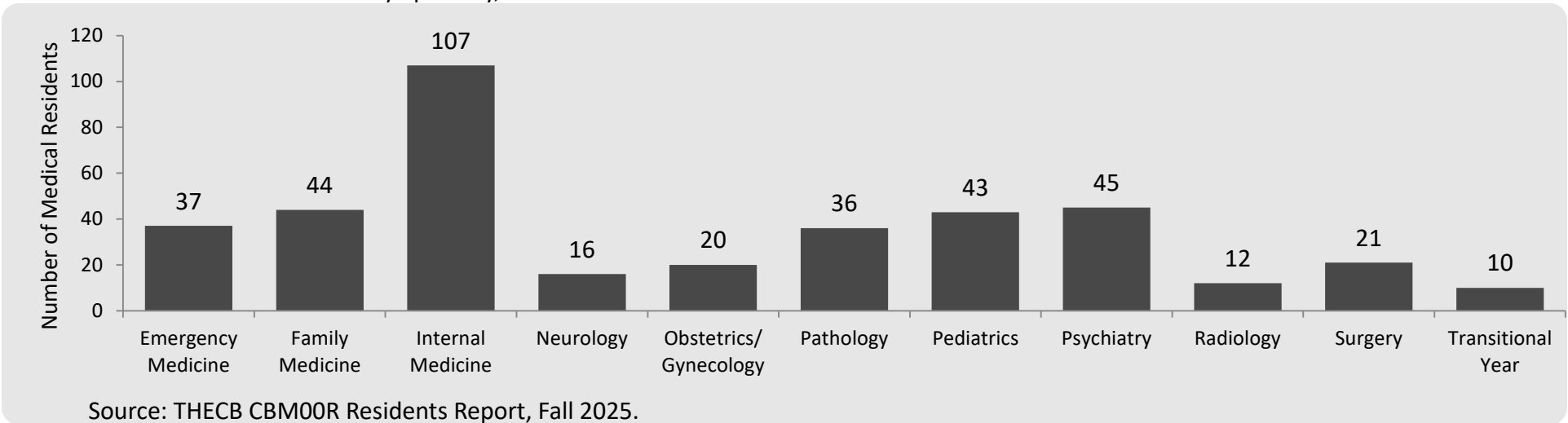
Source: THECB CBM00R Report, Fall 2021-2025

TTUHSC El Paso Medical Residents, Fall 2021-2025

TTUHSC El Paso Medical Residents, Fall 2021-2025

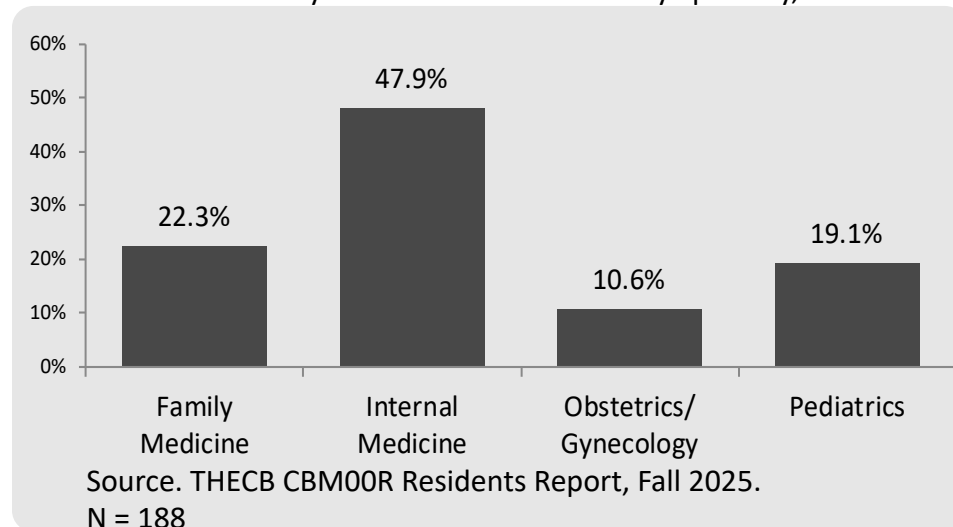


TTUHSC El Paso Medical Residents by Specialty, Fall 2025

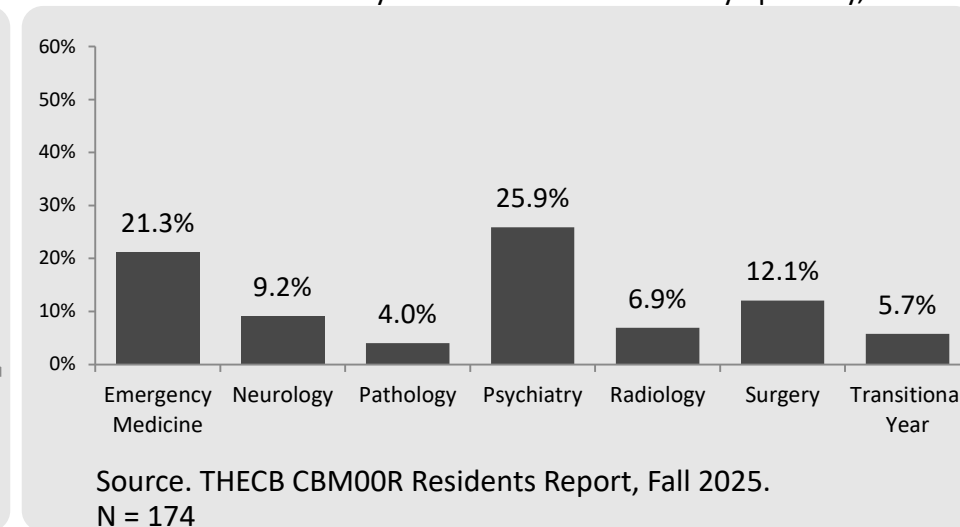


TTUHSC El Paso Medical Residents by Primary Care and Specialty, Fall 2025

TTUHSC El Paso Primary Care Medical Residents by Specialty, Fall 2025



TTUHSC El Paso Non-Primary Care Medical Residents by Specialty, Fall 2025



TTUHSC El Paso Medical Residents by Primary Care and Specialty, Fall 2025

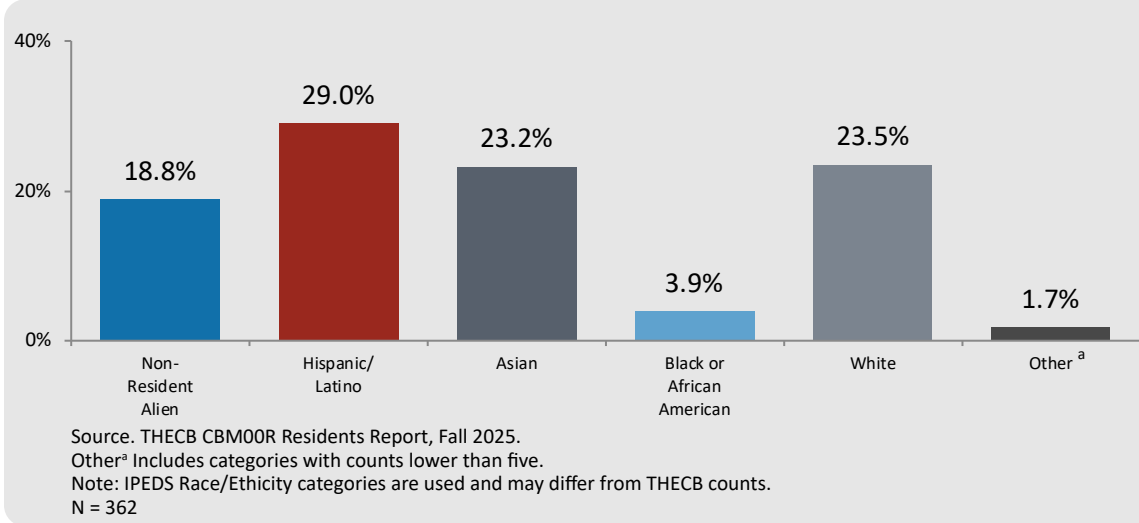
Specialty	Primary Care ^a		Non-Primary Care		Total TTUHSC El Paso	
	N	%	N	%	N	%
Emergency Medicine	0	0.0%	37	21.3%	37	10.2%
Family Medicine	42	22.3%	2	1.1%	44	12.2%
Internal Medicine	90	47.9%	17	9.8%	107	29.6%
Neurology	0	0.0%	16	9.2%	16	4.4%
Obstetrics/Gynecology	20	10.6%	0	0.0%	20	5.5%
Pathology	0	0.0%	7	4.0%	7	1.9%
Pediatrics	36	19.1%	7	4.0%	43	11.9%
Psychiatry	0	0.0%	45	25.9%	45	12.4%
Radiology	0	0.0%	12	6.9%	12	3.3%
Surgery	0	0.0%	21	12.1%	21	5.8%
Transitional Year	0	0.0%	10	5.7%	10	2.8%
Total	188	100.0%	174	100.0%	362	100.0%

Source: THECB CBM00R Residents Report, Fall 2025

^a Primary Care Specialties are Family Medicine, Internal Medicine, Obstetrics/Gynecology, and Pediatrics. Preliminary Internal Medicine positions are excluded.

TTUHSC El Paso Total Medical Residents by Race/Ethnicity, 2025

TTUHSC El Paso Total Medical Residents by Race/Ethnicity, Fall 2025



TTUHSC El Paso Total Medical Residents by Race/Ethnicity, Fall 2025

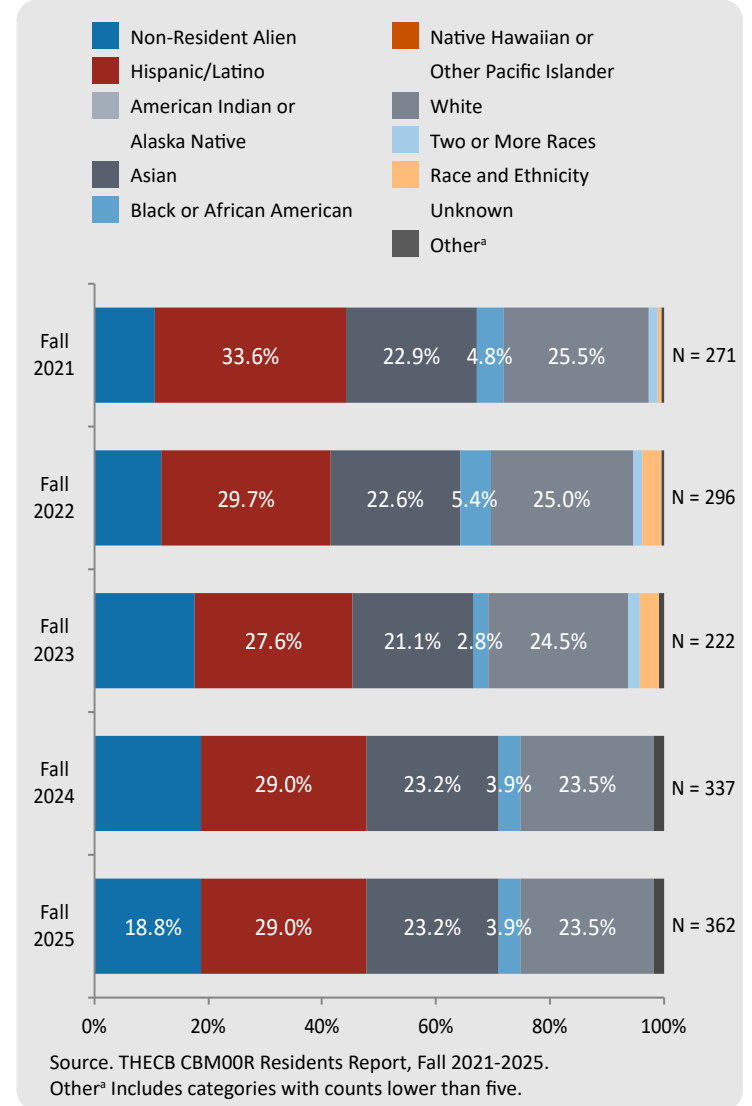
Race/Ethnicity	Total TTUHSC El Paso	
	N	%
Non-Resident Alien	68	18.8%
Hispanic/Latino	105	29.0%
American Indian or Alaska Native	0	0.0%
Asian	84	23.2%
Black or African American	14	3.9%
Native Hawaiian or Other Pacific Islander	0	0.0%
White	85	23.5%
Two or More Races	0	0.0%
Race and Ethnicity Unknown	0	0.0%
Other ^a	6	1.7%
Total	362	100.0%

Source: THECB CBM00R Residents Report, Fall 2025

^a Includes categories with counts lower than five.

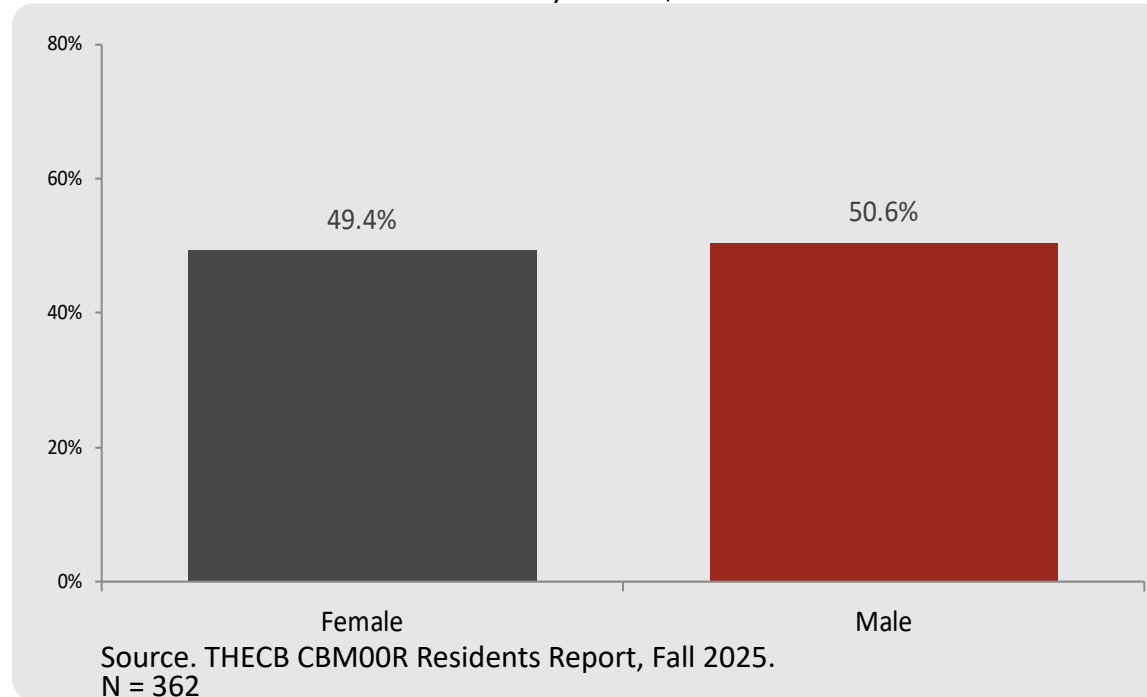
Note: IPEDS Race/Ethnicity categories are used and may differ from THECB counts.

TTUHSC El Paso Medical Residents by Race/Ethnicity, Fall 2021-2025



TTUHSC El Paso Total Medical Residents by Gender

TTUHSC El Paso Total Medical Residents by Gender, Fall 2025

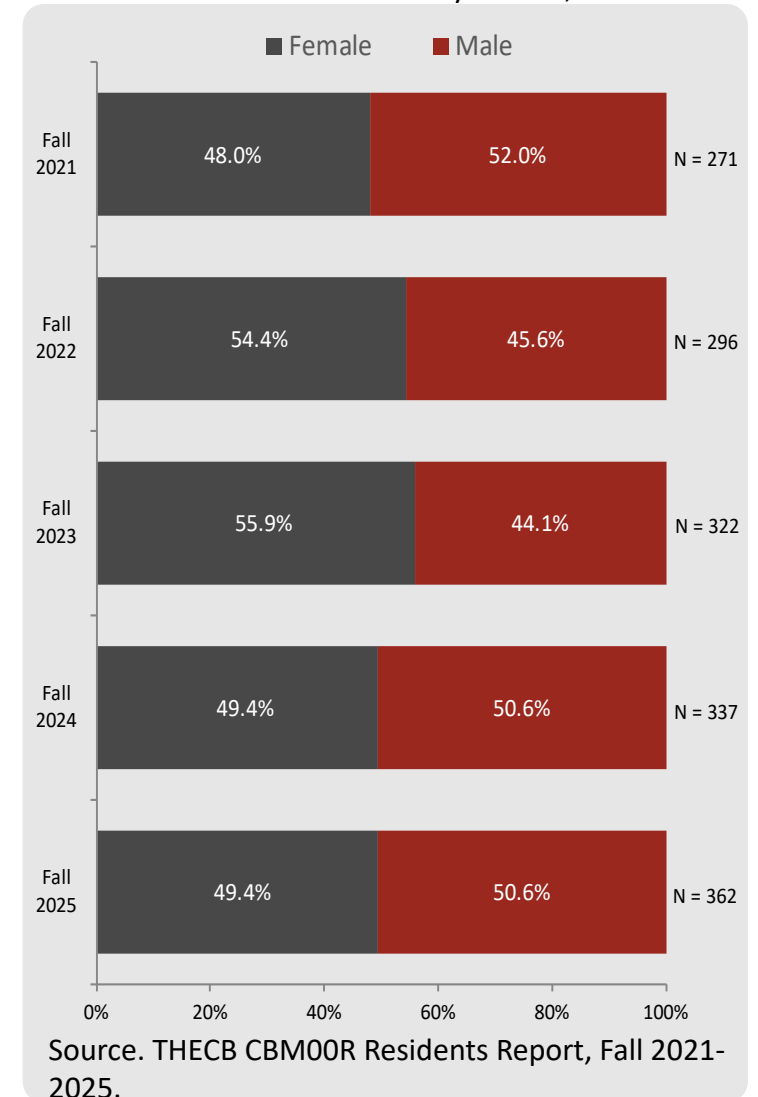


TTUHSC El Paso Total Medical Residents by Gender, Fall 2025

Gender	Total TTUHSC El Paso	
	N	%
Female	179	49.4%
Male	183	50.6%
Total	362	100.0%

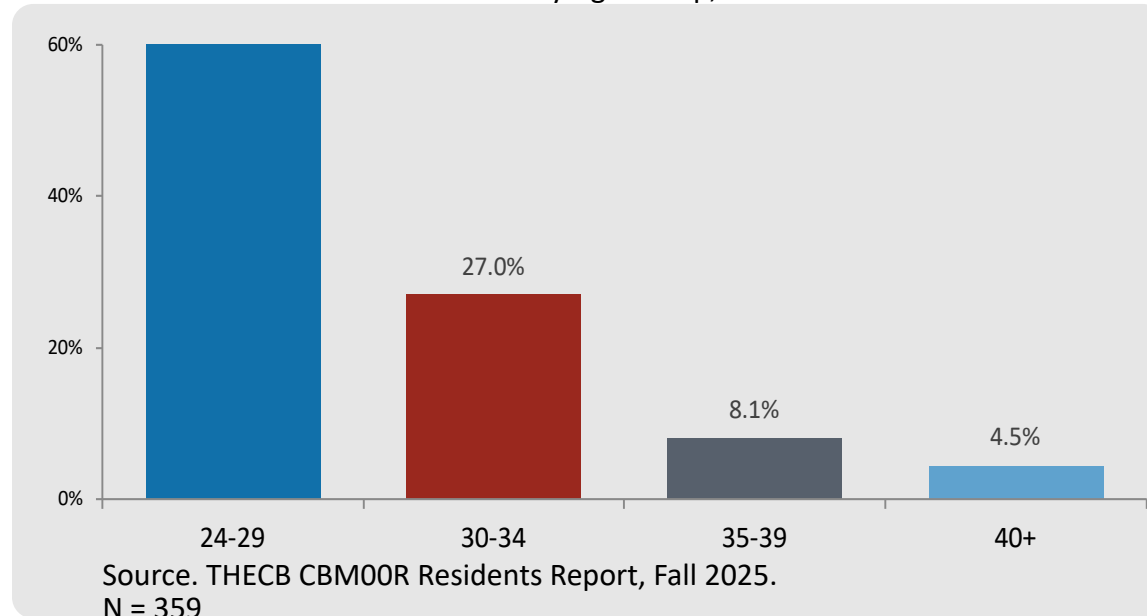
Source: THECB CBM00R Residents Report, Fall 2025

TTUHSC El Paso Medical Residents by Gender, Fall 2021-2025



TTUHSC El Paso Total Medical Residents by Age Group

TTUHSC El Paso Total Medical Residents by Age Group, Fall 2025

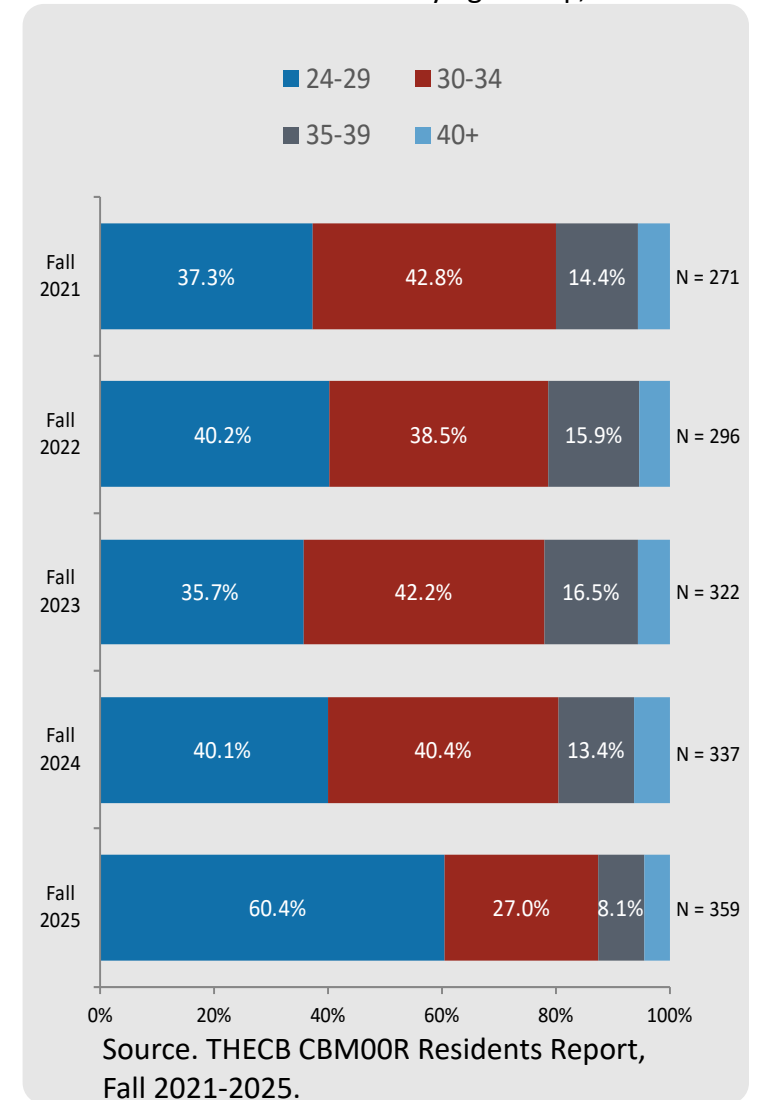


TTUHSC El Paso Total Medical Residents by Age Group, Fall 2025

Age Group	Total TTUHSC El Paso	
	N	%
24-29	217	60.4%
30-34	97	27.0%
35-39	29	8.1%
40+	16	4.5%
Total	359	100.0%

Source: THECB CBM00R Residents Report, Fall 2025

TTUHSC El Paso Medical Residents by Age Group, Fall 2021-2025

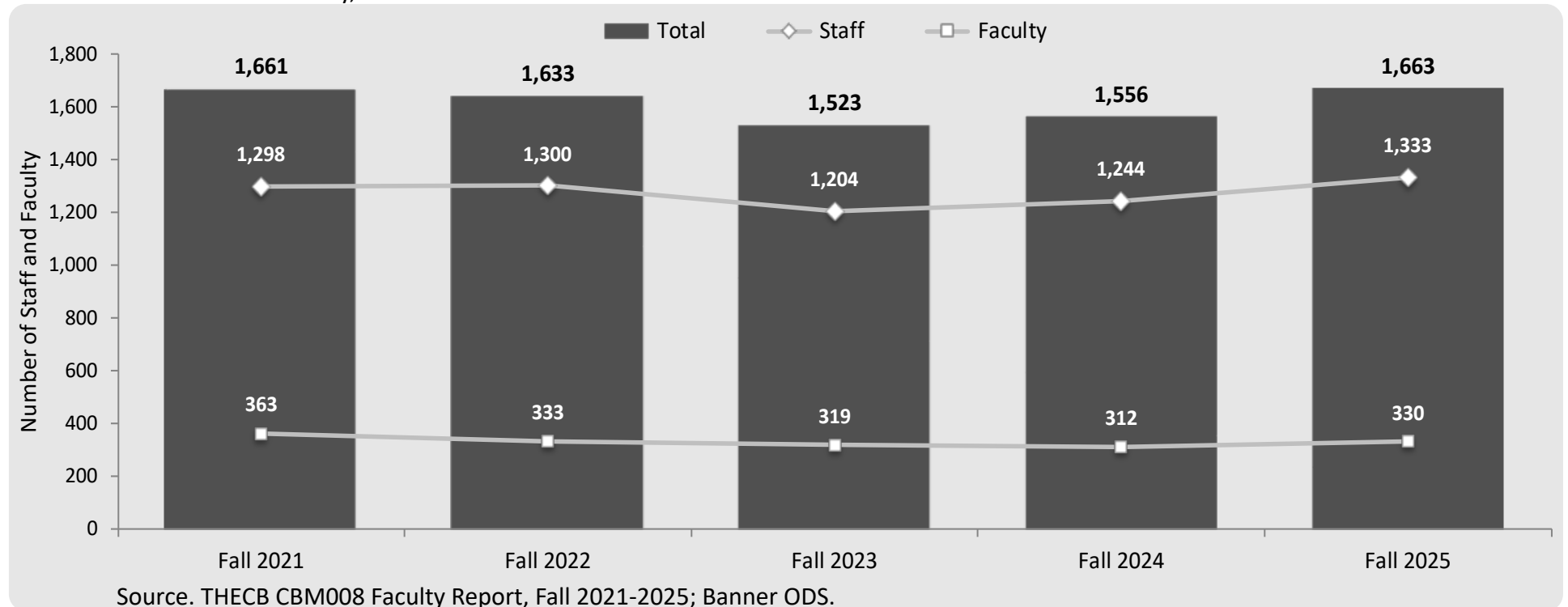


TTUHSC El Paso Personnel



TTUHSC El Paso Personnel, Fall 2021-2025

TTUHSC El Paso Staff and Faculty, Fall 2021-2025



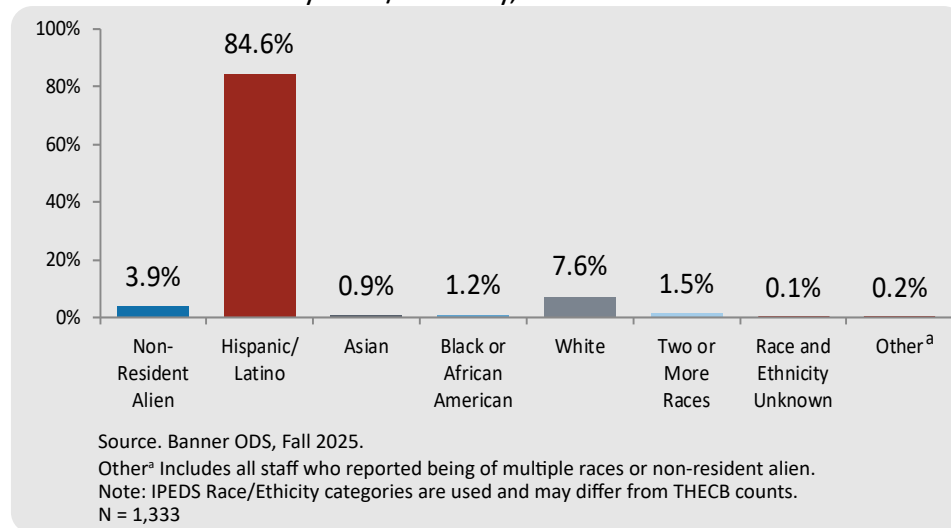
TTUHSC El Paso Staff and Faculty, Fall 2021-2025

Personnel	Fall 2021		Fall 2022		Fall 2023		Fall 2024		Fall 2025	
	N	%	N	%	N	%	N	%	N	%
Staff	1,298	78.1%	1,300	79.6%	1,204	79.1%	1,244	79.9%	1,333	80.2%
Faculty	363	21.9%	333	20.4%	319	20.9%	312	20.1%	330	19.8%
Total	1,661	100.0%	1,633	100.0%	1,523	100.0%	1,556	100.0%	1,663	100.0%

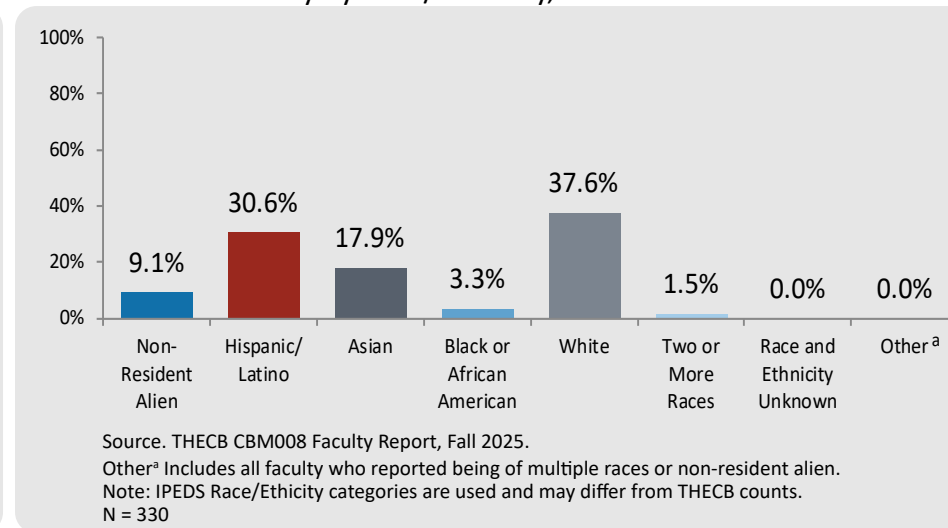
Source: Banner ODS; THECB CMB008 Faculty Report, Fall 2021-2025.

TTUHSC El Paso Personnel by Type and Race/Ethnicity, Fall 2025

TTUHSC El Paso Staff by Race/Ethnicity, Fall 2025



TTUHSC El Paso Faculty by Race/Ethnicity, Fall 2025



TTUHSC El Paso Personnel by Employee Type and Race/Ethnicity, Fall 2025

Race/Ethnicity	Staff		Faculty		Total TTUHSC El Paso	
	N	%	N	%	N	%
Non-Resident Alien	52	3.9%	30	9.1%	82	4.9%
Hispanic/Latino	1,128	84.6%	101	30.6%	1,229	73.9%
American Indian or Alaska Native	0	0.0%	0	0.0%	0	0.0%
Asian	12	0.9%	59	17.9%	71	4.3%
Black or African American	16	1.2%	11	3.3%	27	1.6%
Native Hawaiian or Other Pacific Islander	0	0.0%	0	0.0%	0	0.0%
White	101	7.6%	124	37.6%	225	13.5%
Two or More Races	20	1.5%	5	1.5%	25	1.5%
Race and Ethnicity Unknown	1	0.1%	0	0.0%	1	0.1%
Other ^a	3	0.2%	0	0.0%	3	0.2%
Total	1,333	100.0%	330	100.0%	1,663	100.0%

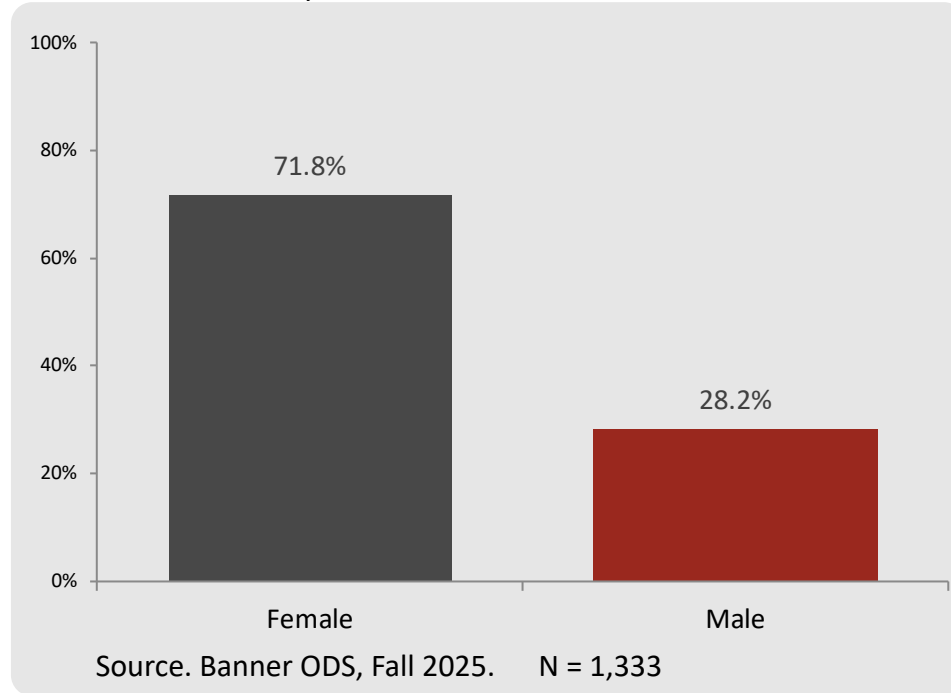
Source: Banner ODS; THECB CMB008 Faculty Report, Fall 2025.

^a Includes categories with counts lower than five.

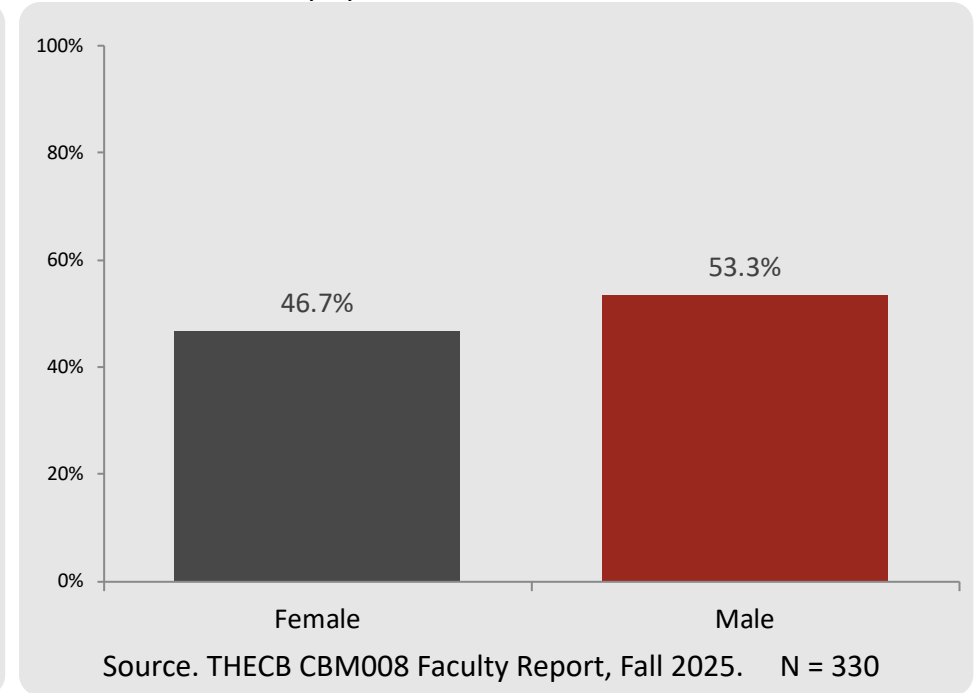
Note: IPEDS Race/Ethnicity categories are used and may differ from THECB counts.

TTUHSC El Paso Personnel by Type and Gender, Fall 2025

TTUHSC El Paso Staff by Gender, Fall 2025



TTUHSC El Paso Faculty by Gender, Fall 2025



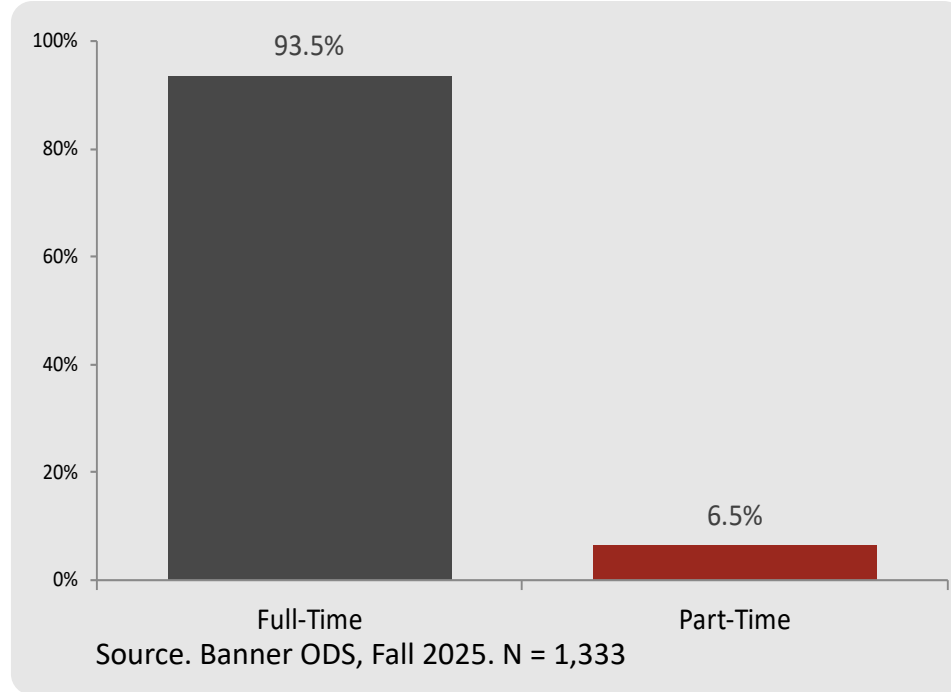
TTUHSC El Paso Personnel by Type and Gender, Fall 2025

Gender	Staff		Faculty		Total TTUHSC El Paso	
	N	%	N	%	N	%
Female	957	71.8%	154	46.7%	1,111	66.8%
Male	376	28.2%	176	53.3%	552	33.2%
Total	1,333	100.0%	330	100.0%	1,663	100.0%

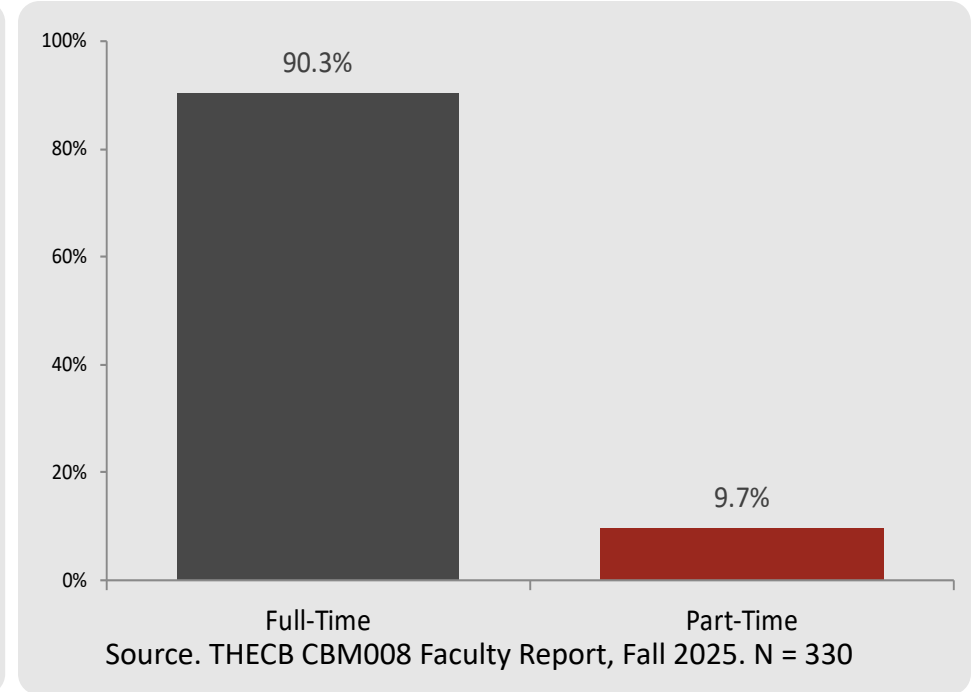
Source: Banner ODS; THECB CMB008 Faculty Report, Fall 2025.

TTUHSC El Paso Personnel by Type and Full-Time/Part-Time Status, Fall 2025

TTUHSC El Paso Full-Time and Part-Time Staff, Fall 2025



TTUHSC El Paso Full-Time and Part-Time Faculty, Fall 2025



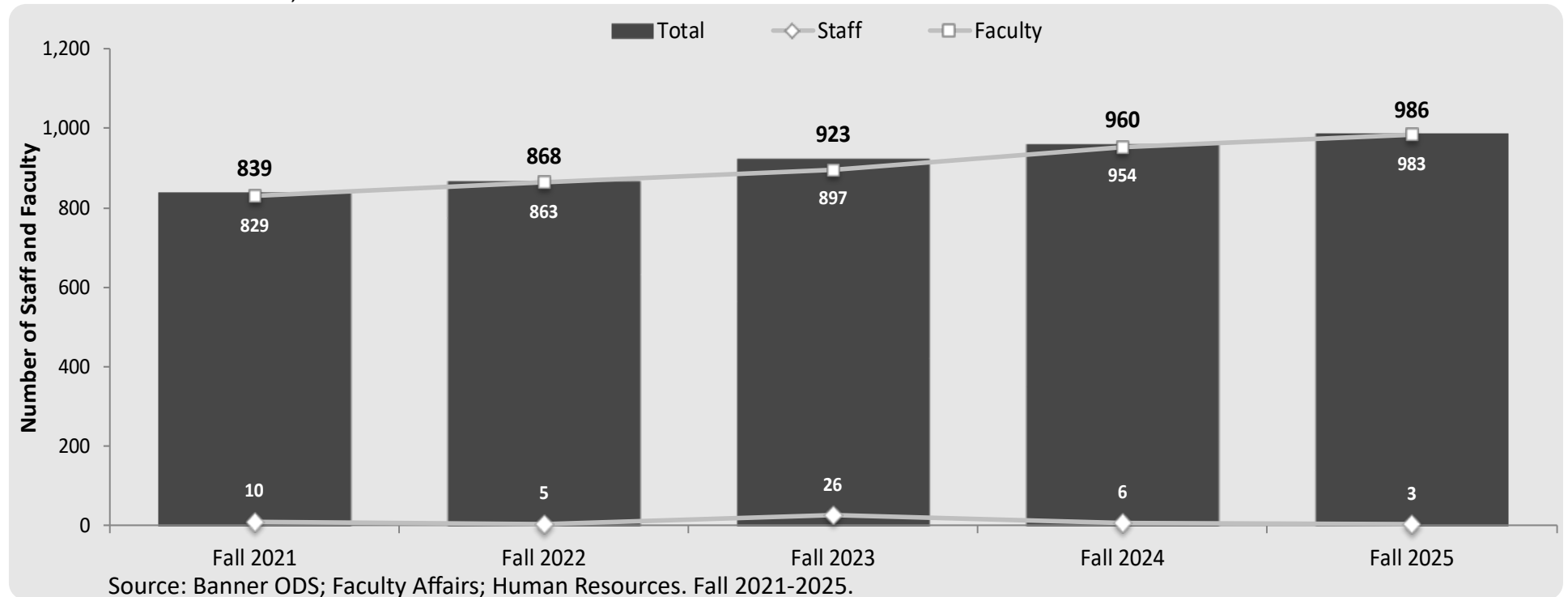
TTUHSC El Paso Full-Time and Part-Time Personnel by Employee Type, Fall 2025

Time Status	Staff		Faculty		Total TTUHSC El Paso	
	N	%	N	%	N	%
Full-Time	1,247	93.5%	298	90.3%	1,545	92.9%
Part-Time	86	6.5%	32	9.7%	118	7.1%
Total	1,333	100.0%	330	100.0%	1,663	100.0%

Source: Banner ODS; THECB CMB008 Faculty Report, Fall 2025.

TTUHSC El Paso Volunteers by Personnel Type, Fall 2021-2025

TTUHSC El Paso Volunteers, Fall 2021-2025



TTUHSC El Paso Volunteers by Personnel Type, Fall 2021-2025

Volunteers	Fall 2021		Fall 2022		Fall 2023		Fall 2024		Fall 2025	
	N	%	N	%	N	%	N	%	N	%
Staff	10	1.2%	5	0.6%	26	2.8%	6	0.6%	3	0.3%
Faculty ^a	829	98.8%	863	99.4%	897	97.2%	954	99.4%	983	99.7%
Total	839	100.0%	868	100.0%	923	100.0%	960	100.0%	986	100.0%

Source: Banner ODS, Fall 2025; Faculty Affairs; Human Resources".

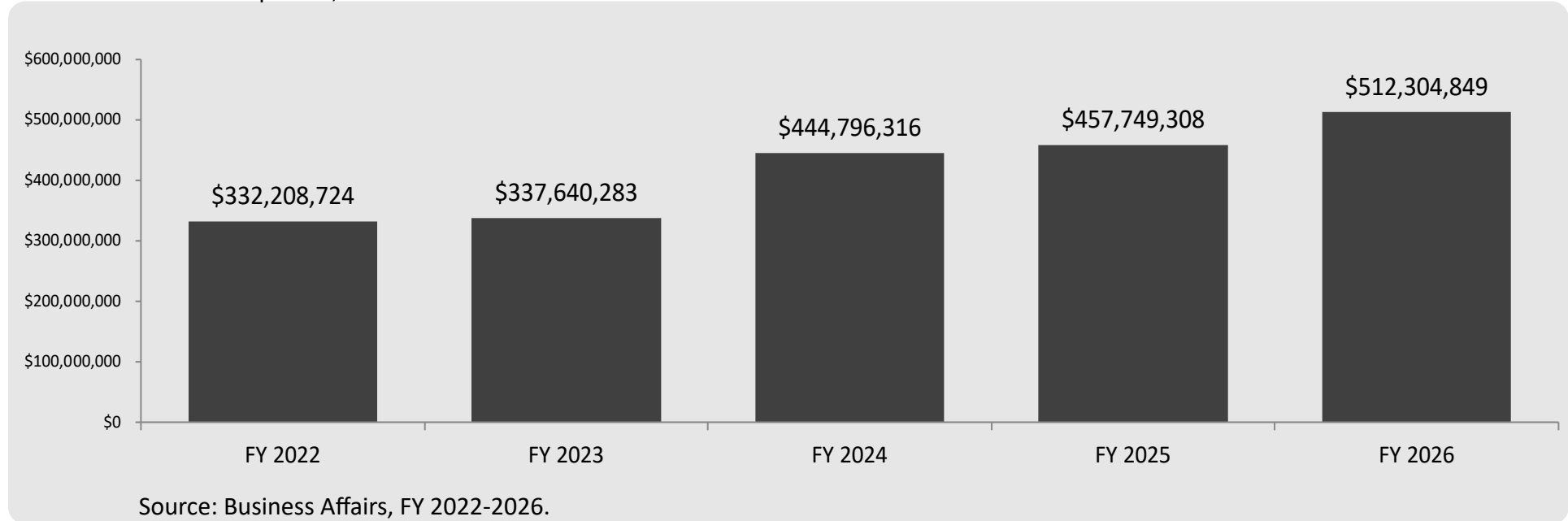
^a Faculty volunteers are defined as non-salaried clinical faculty appointments, including preceptors.

Finance



Operating Budget, Fiscal Years 2022-2026

TTUHSC El Paso Total Expenses, Fiscal Years 2022-2026



TTUHSC El Paso Budget by Category and Funds, Fiscal Years 2022-2026

	FY 2022	FY 2023	FY 2024	FY 2025	FY 2026
Education & General	\$83,695,067	\$81,480,544	\$160,446,054	\$154,207,520	\$194,463,652
HEAF^a	\$5,557,572	\$5,557,572	\$5,725,243	\$5,725,243	\$11,548,153
Designated	\$205,128,737	\$225,599,549	\$247,689,401	\$260,617,927	\$268,069,044
Auxiliary	\$258,348	\$291,618	\$291,618	\$287,618	\$435,000
Restricted	\$37,569,000	\$24,711,000	\$30,644,000	\$36,911,000	\$37,789,000
Total Expense	\$332,208,724	\$337,640,283	\$444,796,316	\$457,749,308	\$512,304,849

Source: Business Affairs, 2025.

^a Higher Education Assistance Funds.

Operating Budget by Division and Source of Funds, Fiscal Year 2026

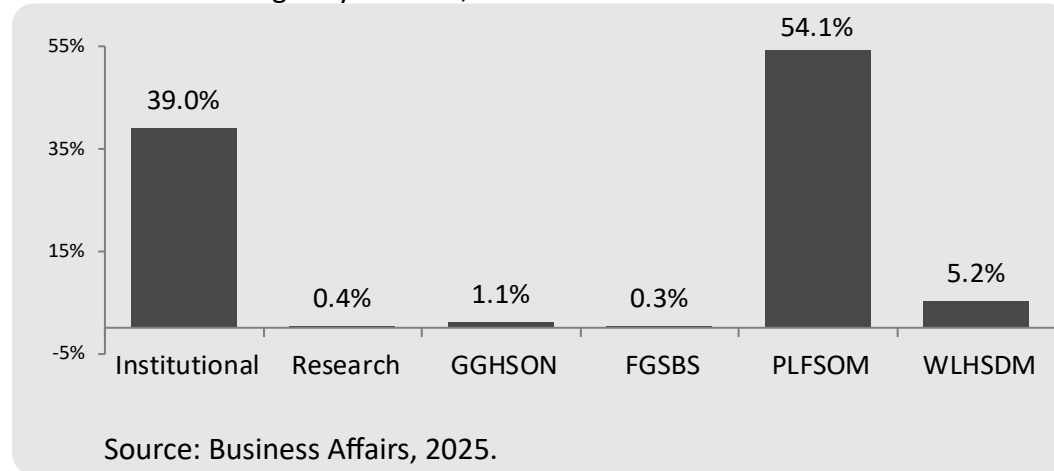
TTUHSC El Paso Budget by Division and Source of Funds, Fiscal Year 2026

Funds	Institutional	Research	GGHSON	GSBS	PLFSOM	WLHSDM	Grand Total
Educational/General Funds							\$206,011,805
Educational/General	\$152,910,443	\$746,491	\$3,063,945	\$891,706	\$18,720,116	\$18,130,951	\$194,463,652
HEAF Funds	\$11,548,153						\$11,548,153
Designated Funds							\$268,069,044
Medical Practice Income Plan	\$8,500,000				\$221,329,357		\$229,829,357
Dental Income Plan						\$800,000	\$800,000
General Designated	\$4,551,413	\$749,747	\$75,000	\$60,000	\$4,879,203	\$33,500	\$10,348,863
Student Fees	\$16,179,054		\$1,221,050	\$18,600	\$1,097,261	\$2,493,120	\$21,009,085
Permanent Health Fund	\$3,855,311	\$431,432		\$86,687	\$1,508,309	\$200,000	\$6,081,739
Auxiliary Funds							\$435,000
Auxiliary Enterprise Funds	\$435,000						\$435,000
Subtotal	\$197,979,374	\$1,927,670	\$4,359,995	\$1,056,993	\$247,534,246	\$21,657,571	\$474,515,849
Current Restricted Funds	\$1,648,000		\$1,166,000	\$308,000	\$29,801,000	\$4,866,000	\$37,789,000
Total	\$199,627,374	\$1,927,670	\$5,525,995	\$1,364,993	\$277,335,246	\$26,523,571	\$512,304,849

Source: Business Affairs, 2026.

Operating Budget by Division and Budget by Source of Funds, Fiscal Year 2026

TTUHSC El Paso Budget by Division, Fiscal Year 2026

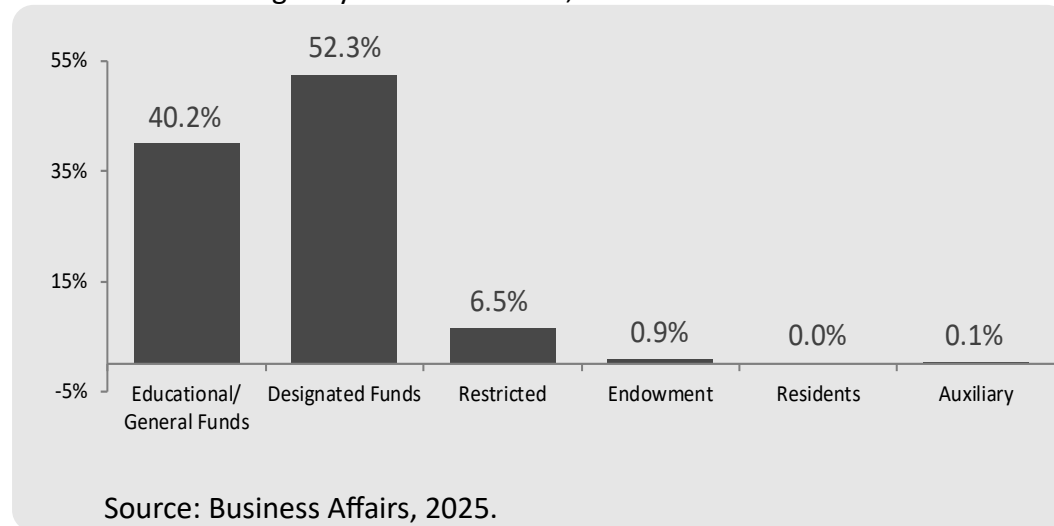


TTUHSC El Paso Budget by Division, Fiscal Year 2026

Division	Dollars	%
Institutional	\$199,627,374	39.0%
Research	\$1,927,670	0.4%
GGHSON	\$5,525,995	1.1%
FGSBS	\$1,364,993	0.3%
PLFSOM	\$277,335,246	54.1%
WLHSDM	\$26,523,571	5.2%
Total	\$512,304,849	100.0%

Source: Business Affairs, 2026.

TTUHSC El Paso Budget by Source of Funds, Fiscal Year 2026



TTUHSC El Paso Budget by Source of Funds, Fiscal Year 2026

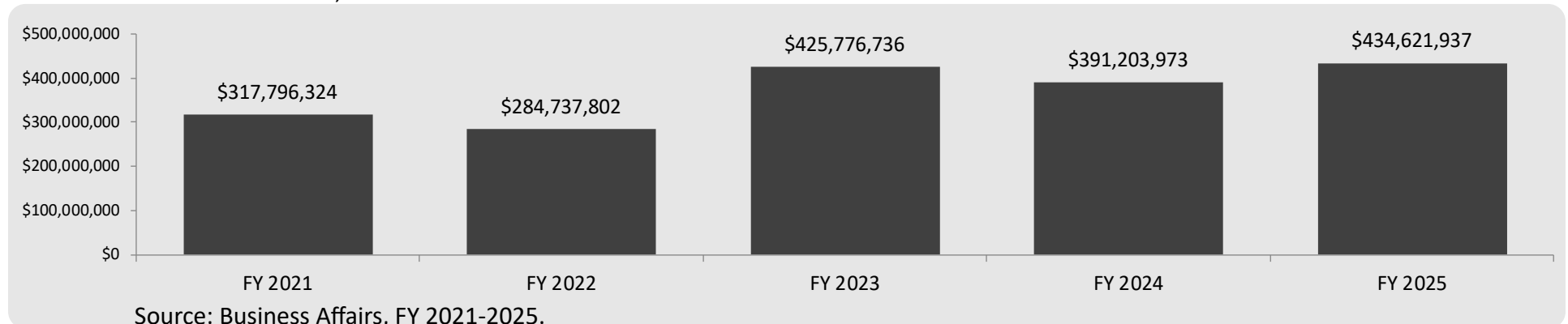
Source of Funds	Total	%
Educational/ General Funds	\$206,011,805	40.2%
Designated Funds	\$268,069,044	52.3%
Medical Practice Income Plan	\$229,829,357	-
Restricted	\$33,060,261	6.5%
Endowment	\$4,728,739	0.9%
Residents	\$22,310,713	-
Auxiliary	\$435,000	0.1%
Total	\$512,304,849	100.0%

Source: Business Affairs, 2026.

^aRestricted and Endowment funds comprise Current Restricted Funds on page 151.

Revenues, Fiscal Years 2021-2025

TTUHSC El Paso Total Revenues, Fiscal Years 2021-2025



TTUHSC El Paso Revenues, Fiscal Years 2021-2025

	FY 2021		FY 2022		FY 2023		FY 2024		FY 2025	
Net Tuition and Fees	\$11,794,780	3.7%	\$13,256,992	4.7%	\$16,138,939	4.1%	\$19,747,803	5.0%	\$20,641,673	4.7%
State Appropriations	\$86,779,685	27.3%	\$86,115,923	30.2%	\$149,911,722	38.3%	\$97,034,921	24.8%	\$161,903,508	37.3%
Grants, Contracts										
Federal	\$5,121,349	1.6%	\$4,397,436	1.5%	\$4,912,389	1.3%	\$8,675,504	2.2%	\$7,751,792	1.8%
State	\$7,400,975	2.3%	\$6,199,293	2.2%	\$9,262,186	2.4%	\$6,534,758	1.7%	\$10,361,710	2.4%
Local	\$60,758,365	19.1%	\$69,313,252	24.3%	\$81,842,977	20.9%	\$80,274,499	20.5%	\$82,255,310	18.9%
Private ^a	\$27,289,006	8.6%	\$25,116,653	8.8%	\$26,156,169	6.7%	\$25,642,782	6.6%	\$22,688,449	5.2%
Gifts^b	\$4,458,780	1.4%	\$5,743,001	2.0%	\$26,958,965	6.9%	\$3,442,829	0.9%	\$6,549,056	1.5%
Net Professional Fees	\$58,211,550	18.3%	\$57,620,664	20.2%	\$63,413,191	16.2%	\$65,930,722	16.9%	\$58,116,917	13.4%
Sales and Services	\$622,192	0.2%	\$643,068	0.2%	\$733,633	0.2%	\$933,694	0.2%	\$932,592	0.2%
Investment Income^b	\$43,655,620	13.7%	-\$10,139,758	-3.6%	\$17,800,579	4.6%	\$41,470,804	10.6%	\$41,518,155	9.6%
Other Income^{b,c}	\$11,704,021	3.7%	\$26,471,276	9.3%	\$28,645,987	7.3%	\$41,515,657	10.6%	\$21,902,774	5.0%
Total Revenues	\$317,796,324	100.0%	\$284,737,802	100.0%	\$425,776,736	108.8%	\$391,203,973	100.0%	\$434,621,937	100.0%

Source: Business Affairs, FY 2021-2025.

Notes: From FY2011-FY2013 Tuition and Fees were billed under TTUHSC. FY2011- FY2015 State Appropriations were awarded to TTUHSC.

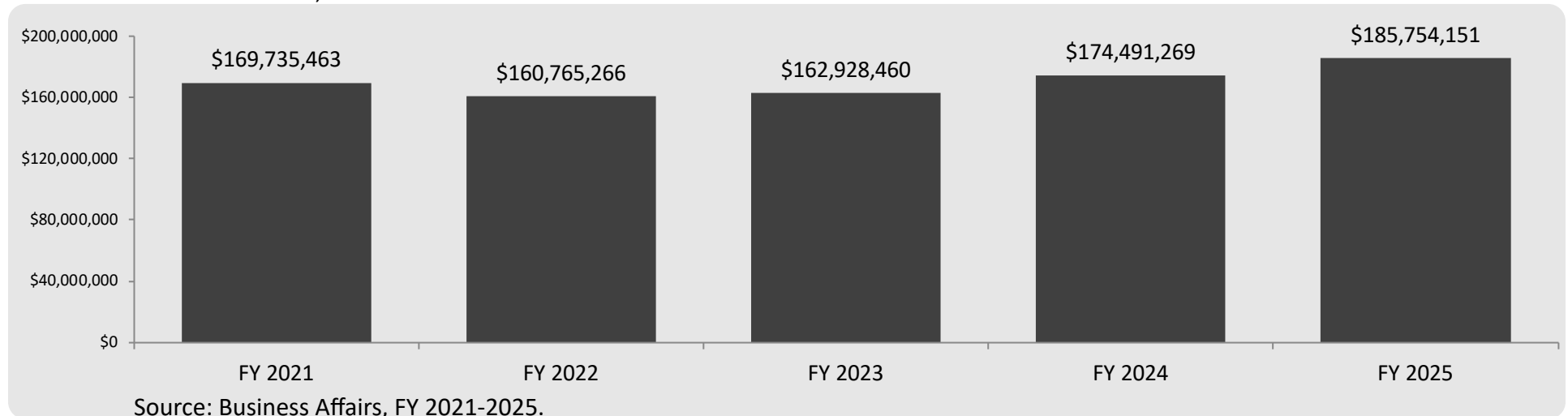
^a Includes grants or contracts with private entities, foundations or individuals.

^b Includes TTUHSC El Paso's portion of the Texas Tech Foundation.

^c Includes activities other than normal business operations.

Endowments, Fiscal Years 2021-2025

TTUHSC El Paso Endowments, Fiscal Years 2021-2025



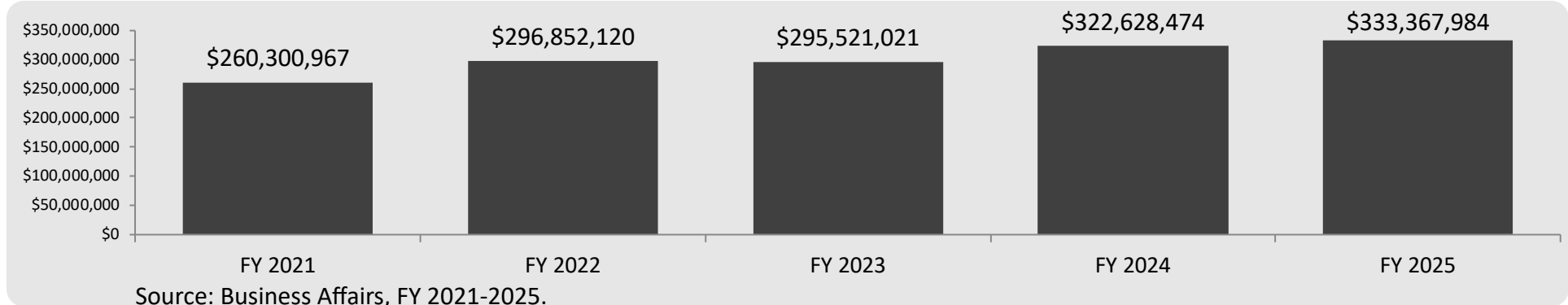
TTUHSC El Paso Endowments, Fiscal Years 2021-2025

	FY 2021	FY 2022	FY 2023	FY 2024	FY 2025
Health Sciences Center					
Permanent Funds	\$40,265,142	\$38,234,221	\$38,141,927	\$40,336,833	\$42,266,560
Funds Functioning as Endowments	\$26,596,877	\$25,068,738	\$25,643,438	\$27,753,938	\$29,928,134
Sub-total - Health Sciences Center	\$66,862,019	\$63,302,959	\$63,785,365	\$68,090,771	\$72,194,694
Texas Tech Foundation, Inc.					
Permanent Funds	\$66,078,966	\$65,657,313	\$67,146,305	\$73,025,581	\$78,261,550
Funds Functioning as Endowments	-	-	-	\$0	\$0
Sub-total - Texas Tech Foundation, Inc.	\$66,078,966	\$65,657,313	\$67,146,305	\$73,025,581	\$78,261,550
Funds Held in Trust	\$36,794,478	\$31,804,994	\$31,996,789	\$33,374,918	\$35,297,907
Grand Total	\$169,735,463	\$160,765,266	\$162,928,460	\$174,491,269	\$185,754,151

Source: Business Affairs, FY 2021-2025.

Expenditures and Net Transfers, Fiscal Years 2021-2025

Expenditures and Net Transfers, Fiscal Years 2021-2025



Expenditures and Net Transfers, Fiscal Years 2021-2025

	FY 2021		FY 2022		FY 2023		FY 2024		FY 2025	
	Dollars	%	Dollars	%	Dollars	%	Dollars	%	Dollars	%
Personnel Costs	\$193,811,401	74.5%	\$199,608,515	67.2%	\$203,122,940	63.0%	\$215,170,612	66.7%	\$226,556,397	68.0%
Professional Fees	\$6,658,695	2.6%	\$7,645,713	2.6%	\$14,422,674	4.5%	\$17,550,149	5.4%	\$21,068,397	6.3%
Supplies and Materials	\$4,785,364	1.8%	\$5,549,051	1.9%	\$4,981,790	1.5%	\$6,350,339	2.0%	\$5,151,997	1.5%
Communications and Utilities	\$5,312,567	2.0%	\$5,836,316	2.0%	\$5,558,970	1.7%	\$5,945,479	1.8%	\$5,936,025	1.8%
Maintenance and Repairs	\$5,503,448	2.1%	\$6,273,588	2.1%	\$5,642,997	1.7%	\$7,271,816	2.3%	\$6,732,472	2.0%
Rentals and Leases	\$1,906,479	0.7%	\$1,832,128	0.6%	\$1,637,981	0.5%	\$1,932,478	0.6%	\$2,035,202	0.6%
Interest Expense	\$444,063	0.2%	\$439,090	0.1%	\$398,289	0.1%	\$337,077	0.1%	\$497,110	0.1%
Depreciation	\$18,214,447	7.0%	\$19,266,718	6.5%	\$20,123,477	6.2%	\$20,684,733	6.4%	\$21,559,097	6.5%
Capital Items Expensed	\$9,614,273	3.7%	\$10,627,975	3.6%	\$7,274,219	2.3%	\$9,853,957	3.1%	\$8,170,039	2.5%
Other Operating Expenses	\$13,310,366	5.1%	\$26,368,878	8.9%	\$28,856,324	8.9%	\$27,441,839	8.5%	\$24,544,084	7.4%
Net Transfers to Other Agencies	\$739,864	0.3%	\$13,404,148	4.5%	\$3,501,360	1.1%	\$10,089,995	3.1%	\$11,117,165	3.3%
Total Expenses & Net Transfers	\$260,300,967	100%	\$296,852,120	100%	\$295,521,021	92%	\$322,628,474	100%	\$333,367,984	100%

Source: Business Affairs, FY 2021-2025.

^a Interest Expense related to TTUHSC El Paso's Bonds was recorded under TTUHSC from FY2011-FY2013.

^b Bond Liability was transferred to TTU System in FY2015.

Note: Includes TTUHSC El Paso's portion of the Texas Tech Foundation

Medical Practice Income Plan (MPIP), 2021-2025

TTUHSC El Paso Faculty and Physician Provider Plan, 2021-2025

	2021	2022	2023	2024	2025
A. Gross Amount					
1. Gross Charges	\$189,481,908	\$217,383,598	\$239,791,225	\$204,026,601	\$194,979,208
2. Net Collections ^d	\$56,885,141	\$57,715,429	\$63,523,492	\$62,332,889	\$61,992,420
B. Adjustments					
1. Total Adjustments	\$121,603,822	\$150,269,550	\$170,306,519	\$137,085,064	\$123,798,441
C. Bad Debt Amount					
1. Total Bad Debt	\$9,597,633	\$6,694,005	\$5,608,761	\$3,681,865	\$5,029,721
E. Uncompensated Care^a					
1. Charges (Measure of actual effort)	\$122,049,855	\$137,006,519	\$151,777,620	\$117,056,683	\$121,426,446
2. Unreimbursed Cost of Care	\$21,385,982	\$10,300,130	\$2,420,978	\$0	\$2,578,356
F. Total Number of Patients Served					
1. Number of Clinic Visits (Office Visits Only) ^b	205,407	212,147	204,881	195,559	172,207
2. Number of Patients Served (Distinct MRN Count)	119,136	125,635	128,475	126,736	123,519
3a. Number of Inpatients Served (Distinct MRN Count)	23,115	25,448	26,722	26,684	28,892
3b. Number of Outpatients Served (Distinct MRN Count)	112,790	118,162	119,970	117,996	114,828
4a. Number of Outpatient Visits (Patient Visits)	460,169	439,449	443,812	406,843	377,998
4b. Number of IP Days	100,823	116,990	123,916	119,451	116,905
G. Medicaid Reimbursement					
1. Total Billings	\$47,455,476	\$55,815,833	\$60,257,977	\$46,654,280	\$42,713,508
2. Amount Received ^c	\$13,458,167	\$16,838,033	\$20,197,238	\$18,215,310	\$14,597,825

Source: MPIP Report from the GE Centricity Business Data Repository, 2021-2025


^a Un-sponsored Charity Care was changed to Uncompensated Care in FY 10. Uncompensated Care reported is consistent with the Article III definition of Uncompensated Care (Article III, Sec 22, SB 1, 81st Leg.).

^b In 2019 number of clinic visits reports only office visits.

^c Includes UPL/UC dollars received.

^d Net collections exclude Texas Incentives for Physicians and Professional Services (TIPPS) payments.

Research



Research Awards, Fiscal Years 2021-2025

TTUHSC El Paso Research Awards by Category, Fiscal Year 2025



TTUHSC El Paso Research Awards by Category, Fiscal Years 2021-2025

Category	Dollars (in millions)				
	FY 2021	FY 2022	FY 2023	FY 2024	FY 2025
NIH	\$3.39	\$1.49	\$2.50	\$1.42	\$0.97
Other Federal ^a	\$1.81	\$0.42	\$7.25	\$1.16	\$0.94
State ^b	\$2.35	\$4.69	\$7.86	\$10.86	\$2.40
Local ^c	\$0.14	-	\$0.00	-	-
Private ^d	\$1.21	\$1.38	\$5.77	\$0.49	\$0.17
Institutional ^e	-	-	-	\$0.009	\$0.02
Total (in millions)	\$8.90	\$7.98	\$23.38	\$13.94	\$4.50

Source: Office of Sponsored Programs, 2021-25.

^a Includes HRSA, CDC, USDA, and other federal agencies.

^b Includes CPRIT, DSHS, and other state agencies.

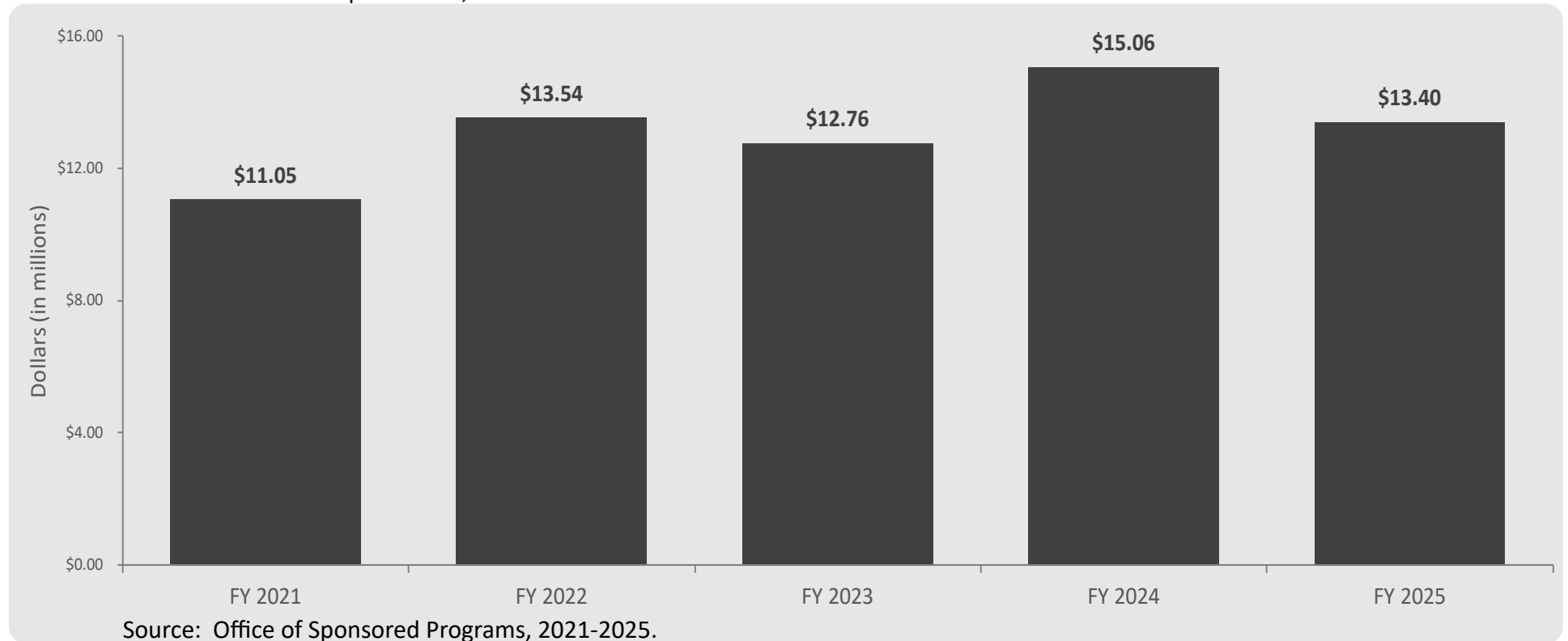
^c Includes the City of El Paso.

^d Includes private organizations, foundations, and corporations.

^e Includes awards internally funded and administered.

Research Expenditures, Fiscal Years 2021-2025

TTUHSC El Paso Research and Expenditures, Fiscal Years 2021-2025



TTUHSC El Paso Research and Expenditures, Fiscal Years 2021-2025

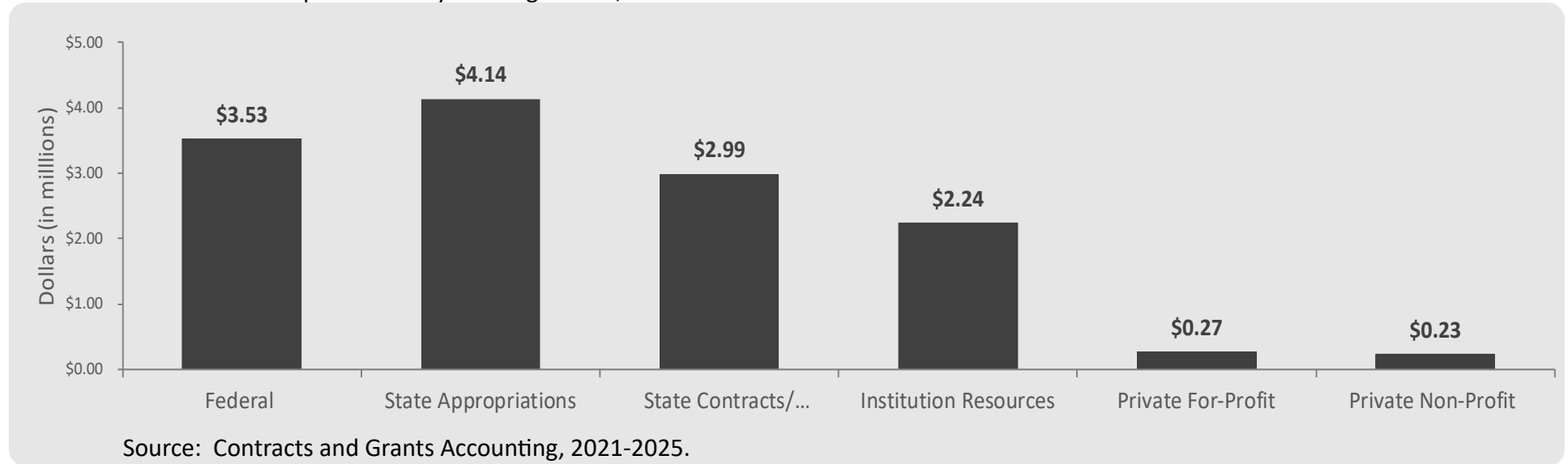
	FY 2021	FY 2022	FY 2023	FY 2024	FY 2025
Research Expenditures	\$11.05	\$13.54	\$12.76	\$15.06	\$13.40

Source: Office of Sponsored Programs, 2021-2025.

Note: Research Expenditures include all expenses related to research that are paid from any source, including both internal and external sources.

Research Expenditures, Fiscal Years 2021-2025

TTUHSC El Paso Research Expenditures by Funding Source, Fiscal Year 2025



TTUHSC El Paso Research Expenditures by Founding Source, FY 2021-2025

Funding Source					
	FY 2021	FY 2022	FY 2023	FY 2024	FY 2025
Federal	\$1.83	\$2.31	\$2.42	\$3.70	\$3.53
State Appropriations	\$4.94	\$5.32	\$4.44	\$4.23	\$4.14
State Contracts/Grants	\$2.83	\$2.61	\$3.10	\$3.16	\$2.99
Institution Resources	\$0.82	\$2.39	\$2.07	\$3.00	\$2.24
Private For-Profit	\$0.39	\$0.47	\$0.23	\$0.27	\$0.27
Private Non-Profit	\$0.24	\$0.44	\$0.50	\$0.70	\$0.23
Total (in millions)	\$11.05	\$13.54	\$12.76	\$15.06	\$13.40

Source: Office of Sponsored Programs, 2021-2025.

Note: Research Expenditures include all expenses related to research that are paid from any source, including both internal and external sources.

Outreach and Engagement, Fiscal Years 2021-2025

TTUHSC El Paso Outreach and Engagement, Fiscal Years 2021-2025

Outreach and Engagement	FY 2021	FY 2022	FY 2023	FY 2024	FY 2025
Office of Global Health and Societies					
Total Number of Students Participating in Global Health Initiatives Abroad ^a	0	3	1	2	11
Desert Mountain Area Health Education Center (AHEC)					
Total Number of AHEC-Sponsored Events ^{b,e}	24	48	38	36	44
Total Number of Participants at AHEC-Sponsored Events ^{b,e}	1,547	20,035	21,854	27,549	28,810
Continuing Medical Education (CME)					
Total Number of CME-Sponsored Activities ^c	45	48	58	48	TBD
Total Number of Participants in CME-Sponsored Activities ^c	14,381	13,358	18,300	9,947	TBD
PLFSOM Office of Admissions					
Total Number of Admissions-Sponsored Outreach Events (K-16) ^{d,e}	81	94	121	86	82
Total Number of Participants at Admissions-Sponsored Outreach Events (K-16) ^{d,e}	3,857	7,879	9,148	7,621	5,429

Sources:

^a Office of Diversity, Inclusion, and Global Health


^b Desert Mountain AHEC

^c Office of Continuing Medical Education (CME)

^d PLFSOM Office of Admissions

^e Due to COVID-19 pandemic related restrictions and inability to hold in-person events, recruitment and outreach activities were significantly reduced.

Resources



Library Inventory, Fall 2021-2025

E-Resources Inventory of the TTUHSC El Paso Medical Libraries, Fall 2021-2025

	Fall 2021		Fall 2022		Fall 2023		Fall 2024		Fall 2025	
	Number	Dollars	Number	Dollars	Number	Dollars	Number	Dollars	Number	Dollars
E-books	58,768	\$782,083	61,085	\$946,380	63,352	\$1,150,842	65,607	\$1,328,812	68,290	\$1,523,589
E-journals	28,340	\$1,290,352	33,448	\$1,418,566	32,802	\$958,414	35,584	\$560,305	33,564	\$728,514
E-databases	45	\$517,948	60	\$629,725	59	\$851,693	59	\$1,161,453	59	\$745,951
Total	87,153	\$2,590,383	94,593	\$2,994,671	96,213	\$2,960,949	101,250	\$3,050,570	101,913	\$2,998,054

Source: Koha Library Catalogue Report 2020-2023, Alma/Primo 2024-2025.

Library Holdings of the Delia Montes-Gallo Library of the Health Sciences, TTUHSC El Paso, Fall 2021-2025

	Fall 2021		Fall 2022		Fall 2023		Fall 2024		Fall 2025	
	Number	Dollars	Number	Dollars	Number	Dollars	Number	Dollars	Number	Dollars
Bound Journals	15,213	\$1,164,403	15,213	\$1,164,403	15,213	\$1,164,403	18,293	\$1,202,530	18,614	\$1,223,497
Bound Monographs	16,475	\$1,060,650	16,850	\$1,101,017	16,712	\$1,092,146	16,615	\$1,095,322	16,505	\$1,084,717
A-V Material (virtual & physical)	219	\$8,525	505	\$24,582	471	\$22,926	92	\$4,480	205	\$9,982
Archival Items**	-	-	-	-	-	-	561	\$56,100	582	\$58,200
Total	31,907	\$2,233,578	32,568	\$2,290,002	32,396	\$2,279,475	35,561	\$2,358,432	35,906	\$2,376,396

Source: Physical Inventory Count, 2021-2025.

^a Prior to 2019, numbers were estimated from the libraries' catalog. Starting 2019, actual numbers are being reported.

Owned Space, Fall 2025

Owned Buildings at TTUHSC El Paso, Fall 2025

Building Number	Building Name	2025 Square Footage	Map Building
3001	Clinical Sciences Building (CSB)	173,550.00	1
3002	Maintenance Support Building	3,453.00	-
3003	Administrative Support Building (ASB)	18,767.00	9
3004	Administrative Support Building Annex (ASB Annex)	4,261.00	10
3005	Medical Science Building 1 (MSB 1)	101,260.00	12
3006	Medical Education Building (MEB)	122,920.00	11
3007	Medical Science Building Annex	5,011.00	15
3008	CSB Central Plant	1,708.00	-
3009	Dental Oral Health Clinic	48,401.00	7
3010	School of Nursing (SON)	35,354.00	8
3011	Campus Warehouse Building	58,297.00	18
3012	Medical Science Building 2 (MSB 2)	217,372.00	13
3013	Clinical Business Support 1 (CBS 1)	18,230.00	22
3014	Clinical Business Support 2 (CBS 2)	4,508.00	22
3015	Facilities Support Building (FSB)	9,868.00	23
3016	TT Research Academic Center (TTRAC)	6,424.00	19
3017	5474 Paisano	293,768.00	-
3018	5115 El Paso Drive	58,800.00	-
3019	450 Reynolds	-	-
3020	Val Verde Building	9,603.00	14
3104	Northeast Medical Clinic	9,776.00	-
Total	-	1,201,331.00	-

Source: Facility Inventory Report, Fall 2025.

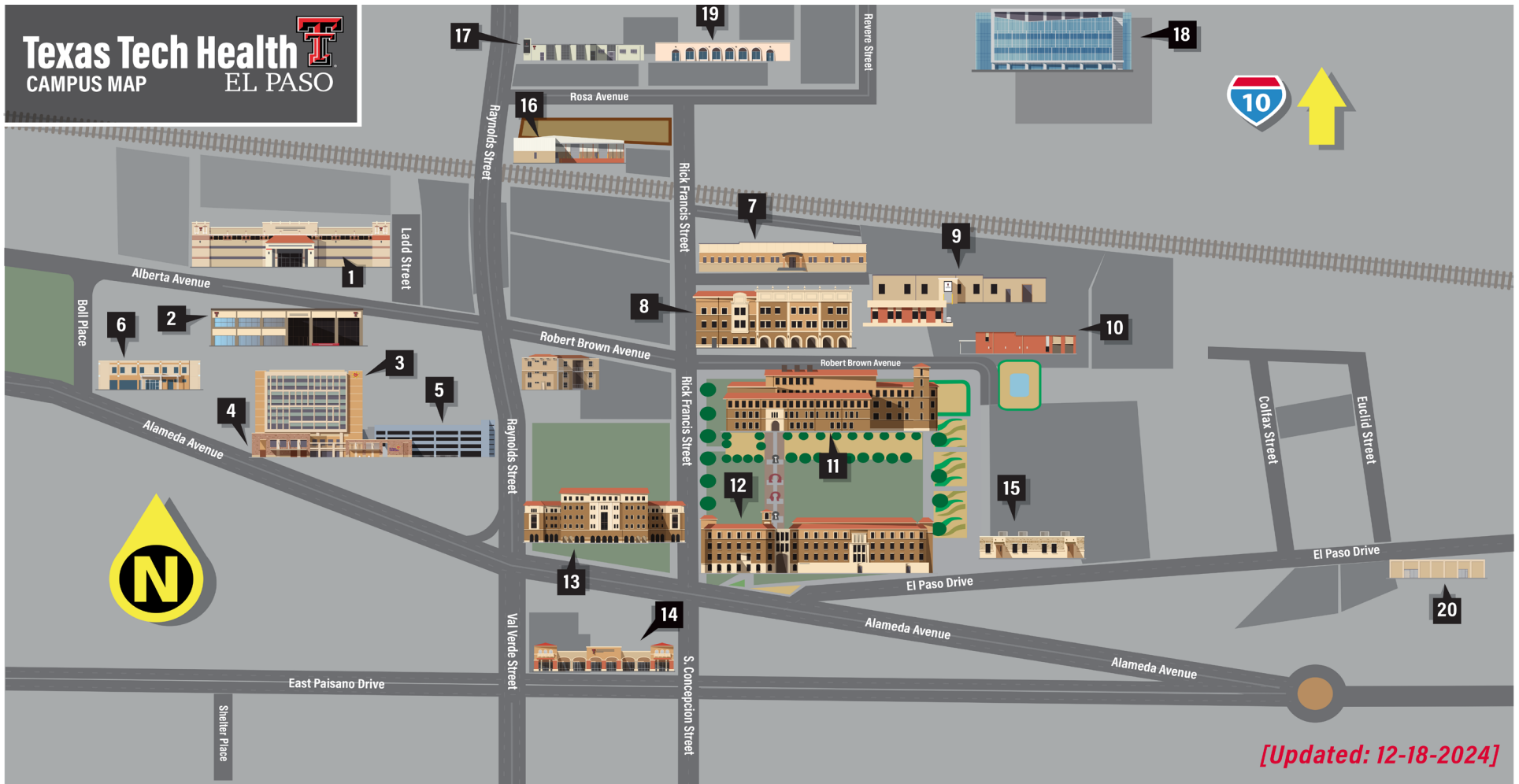
Leased Space, Fall 2025

Leased Space at TTUHSC El Paso, Fall 2025

Building Number	Department	Function	2025 Square Footage	Map Building
3500	Academic and Education Center (AEC)	Office	29,834.00	-
3502	El Paso Psychiatric Center	Clinic	11,446.00	6
3508	Kenworthy Clinic	Clinic	26,978.00	-
3527	Mesa Psychiatric Center	Clinic/Office	13,834.00	-
3534	Cardwell Collaborative Building (MCA)	Office	18,972.00	21
3535	Medical Office Building (MOB)	Office	54,683.00	-
Total	-	-	125,913.00	-

Source: Facility Inventory Report, Fall 2025.

Campus Map



Campus Map Key

1. CSB	Clinical Science Building - Texas Tech Physicians of El Paso	11. MEB	Medical Education Building - Paul L. Foster School of Medicine
2. AEC	Academic Education Center	12. MSB	Medical Sciences Building - L. Frederick Francis Graduate School of Biomedical Sciences
3. EPCH	El Paso Children's Hospital	13. MSB II	Medical Sciences Building II
4. UMC	University Medical Center	14. VVBA	Val Verde Building - Business Affairs
5.	EPCH / UMC Parking Garage	15.	Medical Sciences Building Research Annex
6.	El Paso Psychiatric Center	16.	RM Miles Building
7. ASB II	Texas Tech Dental Oral Health Clinic II / Paso del Norte Health Foundation Building	17. TTRAC	Texas Tech Research Academic Center
8. GGHSON	Gayle Greve Hunt School of Nursing	18. MCA	Medical Center of the Americas - Cardwell Collaborative Building
9. ASB	Administrative Support Building - Human Resources - Information Technology - TTUHSC El Paso Police	19. CBS	4950 Gateway East
10.	Administrative Support Building Annex	20.	5310 El Paso Drive

Acknowledgments

The Office of Institutional Research and Effectiveness (OIRE) would like to thank the following individuals across the TTUHSC El Paso community for their contributions to the creation of this second edition of the TTUHSC El Paso Fact Book:

Office of Institutional Research and Effectiveness (OIRE)	
Martin Garcia	Managing Director
Julie Ann Blow, Ph.D.	Assistant Managing Director of Assessment
Tony Figueroa	Chief Analyst
Alejandro Lara	Chief Analyst
Miguel Royo-Leon	Chief Analyst (Fact Book Production)
Anita Probasco	Section Coordinator

Contributors	
Aaron Bracamontes	Director of Communications, Office of Institutional Advancement
Bonnie Elliott	Project Manager, Office of Institutional Advancement
Cindy Camarillo	Managing Director, Faculty Affairs
Cynthia Blessing	Managing Director, Accounting Services
Cynthia Juarez	Senior Director, Office of Continuing Medical Education
Daniel Camacho	Center Director, Desert Mountain Area Health Education Center (AHEC)
Esmeralda Zazueta	Director, Office of Research
Jazmin Carrera-Blas	Director, Graduate School of Biomedical Sciences
Jose Lopez	Associate Managing Director, Technology Services
Karina Rodriguez	Associate Managing Director, Accounting Services
Lisa A. Beinhoff, Ph.D.	Managing Director, Library
Lorraine D. Ellis	Senior Director, Office of the Dean, GGHSON

continued on next page

Acknowledgments

The Office of Institutional Research and Effectiveness (OIRE) would like to thank the following individuals across the TTUHSC El Paso community for their contributions to the creation of this second edition of the TTUHSC El Paso Fact Book:

Contributors	
Maureen Francis, M.D.	Associate Dean, Medical Education, PLFSOM
Mayra Morales	Senior Director, Global Health and Societies
Patricia Boydston	Lead Analyst, Desert Mountain AHEC
Rene Andre	Assistant Director of Outreach Programs Office of Admissions, PLFSOM
Rhonda Everett, D.D.S.	Associate Dean, William L. Hunt School of Dental Medicine
Ron Williams	Director, Office of Student Financial Aid
Rosie Sanchez	Assistant Vice President, Technology Services
Suzane Montes	Space Program Manager, Physical Plant
Tommie Morelos	Senior Photographer, Institutional Advancement
Vanessa Solis	Senior Executive Assistant to the President, Office of the President and Dean
Veronica Ortega	HR Specialist, Human Resources
Vincent Lantican	Managing Director, Budget Office ELP
Warren Love	Lead Specialist, Office of Institutional Advancement

Reviewers	
Martin Garcia	Managing Director, Office of Institutional Research and Effectiveness

Glossary

Terms	Definitions
Academic Year	The time period containing the academic sessions held during consecutive Summer, Fall, and Spring semesters.
CBM Reports	Colleges and Universities submit the Coordinating Board Manual (CBM) reports to the Texas Higher Education Coordinating Board (THECB) as required by the Higher Education Coordinating Act of 1965 as amended (codified as Subtitle B, Chapter 61, Texas Education Code, 1971). All reports must be submitted electronically using the Electronic Data Transfer System.
Degree	An award conferred by a college, university, or other postsecondary education institution as official recognition for the successful completion of a program of studies.
Enrollment	Students enrolled in courses on the census date for the reporting term.
Faculty	A person appointed to a position defined by a college or university. Categories include Professor, Associate Professor, Assistant Professor, and Instructor, and may include such non-instructional staff such as Counselor/Advisors, and Librarians.
Fiscal Year	A twelve-month period running from September 1st through the following August 31st.
Head Count	Count of individuals (e.g., students, staff, faculty).
In-State Student	A student who is a legal resident of the state in which he/she attends school.
Non-Resident Alien	A person who is not a citizen or national of the United States and who is in this country on a visa or temporary basis and does not have the right to remain indefinitely.
Out-of-State Student	A student who is not a legal resident of the state in which he/she attends school.
Race/Ethnicity (IPEDS)	Categories developed in 1997 by the Office of Management and Budget (OMB) that are used to describe groups to which individuals belong, identify with, or belong in the eyes of the community. The categories do not denote scientific definitions of anthropological origins. The designations are used to categorize U.S. citizens, resident aliens, and other eligible non-citizens. Individuals are asked to first designate ethnicity as: Hispanic or Latino - Not Hispanic or Latino. Second, individuals are asked to indicate one or more races, as applicable, from among the following: American Indian or Alaska Native, Asian, Black or African American, Native Hawaiian or Other Pacific Islander and White.
Residence	A person's permanent address determined by such evidence as a driver's license or voter registration.
Staff	University employees who are employed full-time and are not classified as faculty.
THECB	Texas Higher Education Coordinating Board

