



# TEXAS TECH UNIVERSITY HEALTH SCIENCES CENTER™ EL PASO

Thank you for downloading an official TTUHSC El Paso logo package. It contains logos for most design purposes. The following pages will guide you to using the correct version for your project.

If you aren't sure which logo to use, please send this whole package to your printing vendor. **\*IMPORTANT: Do not change or alter these logos in any way.**

[FOLDERS](#)

[VECTOR PDF](#)

[HIGH-RES TIF](#)

[JPEG & PNG](#)

[FILENAMES](#)

[CONTACT](#)

## THIS PACKAGE IS SEPARATED INTO TWO MAIN FOLDERS:



For PRINT

**For PRINT folder** contains files for use when working with a professional print or design vendor, or with professional in-house designers within TTUHSC El Paso. These files allow for best reproduction when printing promotional items, shirts, print collateral, etc.

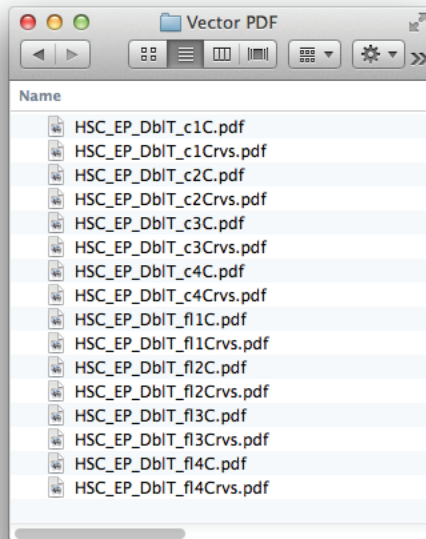


For WEB, PRESENTATIONS and  
ON-SCREEN

**For WEB, PRESENTATIONS and ON-SCREEN folder** contains files for on-screen applications. Examples of these PowerPoint presentation, web, video, email, etc. These allow for best viewing on screen only and should not be used for print applications.

## Vector PDF

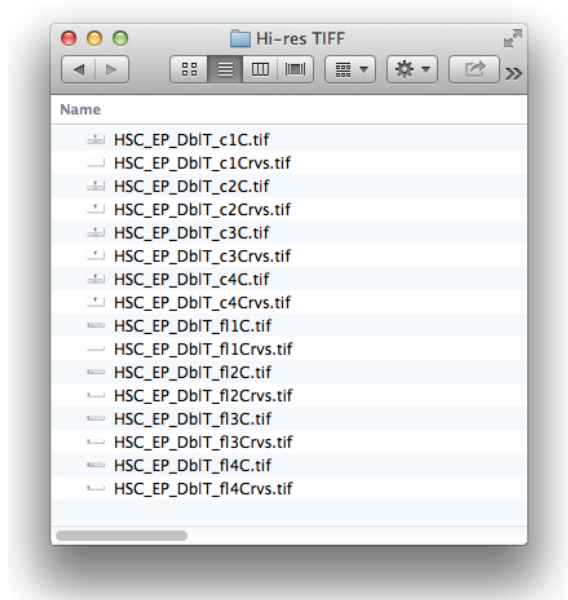
- Always send this version when working with an outside vendor
- Fully scalable
- Unlimited resolution
- Contains official TTUHSC El Paso color swatches
- Compatible with Adobe Illustrator and Corel Draw
- Best option for all promotional items, t-shirts, brochures, posters, etc.



# FOR PRINT > HI-RES TIFF

## Hi-Res TIFF

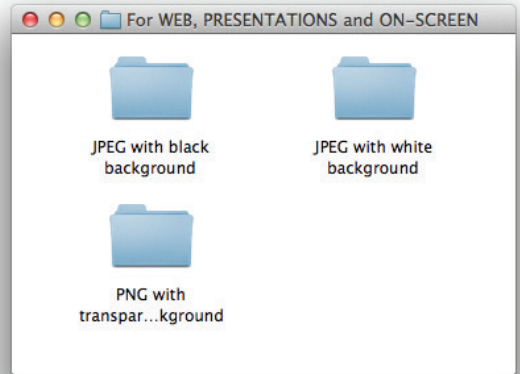
- 300 dpi
- Best use for in-house items such as department flyers or other print items that do not need a professional printing vendor.
- Non-scalable/fixed width
- CMYK format
- Transparent background



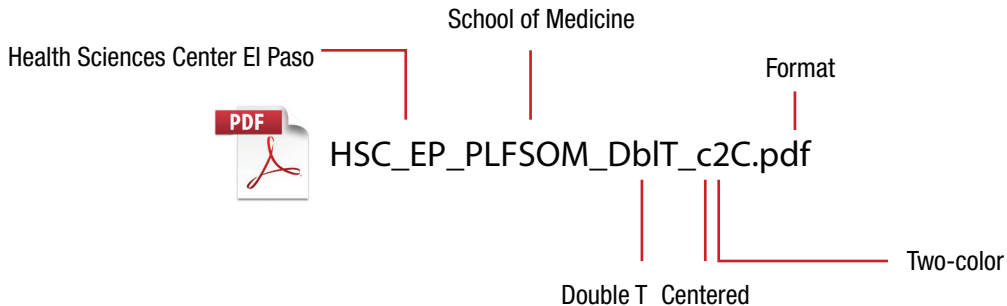
# FOR WEB, PRESENTATIONS AND ON-SCREEN

## JPEG and PNG

- RGB format
- Non-scalable/fixed resolution
- 150 ppi
- JPEG files have either a black or white background as indicated
- PNG files have transparent backgrounds
- When working with on screen presentations and graphics for web/screen viewing, a PNG file is your best option. Use JPEGs when a PNG file is not supported by the program.



# FILENAMES



The files in this package are named according to the standard TTUHSC El Paso naming convention.

**HSC** = Health Sciences Center

**EP** = El Paso

**PLFSOM** = Paul L. Foster School of Medicine

**GGHSON** = Gayle Greve Hunt School of Nursing

**DbIT** = Double T

Use the following key to help identify which logo to use for your project.

**c** = centered

**fl** = flush left

**1C, 2C, 3C, 4C** = one-color, two-color, three-color, four-color

**rvs** = reversed out for use on dark background

# CONTACT

## Questions?

Liz Widby, Brand Manager  
Office of Communications and Marketing

Email: [liz.widby@ttuhsc.edu](mailto:liz.widby@ttuhsc.edu)  
Phone: 915.215.4865

For more information, please see the official [TTUHSC El Paso Identity Guidelines](#).